

# La Salle BASKETBALL 1994-95



*Teamwork!*



# 1994-95 SCHEDULE

DAY/DATE	OPPONENT	TIME	TV	RADIO
NOVEMBER				
SAT 26	at Princeton	7:00		WGMP
DECEMBER				
FRI 2	MetLife Classic, San Francisco La Salle vs. Cal Poly	8:30		WGMP
SAT 3	San Francisco vs. Louisiana Tech MetLife Classic Consolation Game	11:00 9:00		WGMP
FRI 9	Dr Pepper Classic, Waco, Texas La Salle vs. Howard Baylor vs. Samford	7:00 9:00		WGMP
SAT 10	Dr Pepper Classic Consolation Game Championship Game	7:00 9:00		WGMP
MON 12	at Arizona	9:30	SC	WGMP
TUE 27	at Maryland	8:00		WSSJ
FRI 30	at Mount St. Mary's	7:30		
JANUARY				
THU 5	ILLINOIS-CHICAGO *	7:30		WGMP
SAT 7	Massachusetts (Atlantic City)	6:45	SC	
THU 12	at Wright State *	7:35		WSSJ
SAT 14	at Xavier *	8:00		WSSJ
TUE 17	at Pennsylvania (The Palestra)	7:00	SC	WGMP
THU 19	CLEVELAND STATE *	7:30	SC	WSSJ
SAT 21	DETROIT*	7:30		WSSJ
MON 23	ST. JOSEPH'S #	7:00	PRISM	WGMP
THU 26	at Butler *	7:30		WGMP
SAT 28	at Wisconsin-Green Bay *	2:00	SC	WGMP
FEBRUARY				
SAT 4	LOYOLA CHICAGO *	7:30		
TUE 7	at Temple (McGonigle Hall )#	7:00	PRISM	WSSJ
THU 9	XAVIER *	7:30		WGMP
SAT 11	WRIGHT STATE * (The Palestra)	4:30		WGMP
THU 16	at Cleveland State *	7:05		WGMP
SAT 18	at Detroit*	4:00		WSSJ
WED 22	at Northern Illinois *	8:00		WSSJ
SAT 25	WISCONSIN-MILWAUKEE * (Senior Night)	7:30		WSSJ
MAR 3-7	MCC Tournament at Wright State (Dayton, OH)	TBA	SC	

Home games (in caps) at Philadelphia Civic Center

All times are Eastern Standard

#Philadelphia Big 5 City Series games

\*Midwestern Collegiate Conference games

SC - SportsChannel Philadelphia games    WGMP-1210AM    WSSJ-1310AM

# TABLE OF CONTENTS

## SCHEDULE

1994-95 schedule .....	1
------------------------	---

## MEDIA

Information .....	3
Coverage .....	4
Radio/Television .....	5

## COACHES

Head Coach Bill "Speedy" Morris .....	8
"Speedy" Morris vs. All Opponents .....	10
All-time Coaching Records .....	10
Assistant Coach Joe Mihalich .....	11
Assistant Coach Joe Bryant .....	11
Assistant Coach Rich Prendergast .....	11

## 1994-95 EXPLORERS

La Salle On The Road .....	6
1994-95 Outlook .....	14
Player Profiles .....	15-23
Rosters .....	24
1994-95 Opponents .....	26-31
All-time record with 94-95 Opponents .....	32
Managers .....	79
Team Photo .....	OBC

## 1993-94 REVIEW

Season Review .....	34
Cumulative Stats .....	35
Highs/Lows .....	36
MCC .....	37-39
Big Five .....	40

## TEAM RECORDS

Team Records .....	42
All-time 100 point games .....	43
All-time record against Collegiate Opponents ..	44-45
All-time record against Major Conferences .....	46
Year-By-Year Records .....	47-54
All-time Scores by Season .....	54
La Salle by Venue .....	54
Individual Records .....	56-64
All-time Roster .....	65
Philadelphia Civic Center .....	80

## HONORED TEAMS AND PLAYERS

La Salle's NCAA Leaders .....	66
Post-season Championships .....	68
1954 NCAA Champions .....	69
1952 NIT Champions .....	70
Regular Season Tournaments .....	70-71
La Salle's Best .....	72
Explorers In The Pros .....	IBC

## LA SALLE UNIVERSITY

La Salle University .....	74
President Joseph F. Burke, F.S.C., Ph.D. ....	75
Vice President Dr. Raymond P. Heath .....	76
Athletic Director Robert Mullen .....	77
Associate Athletic Director Tom Meier .....	78
Assistant Athletic Director Kathleen McNally ..	78
Assistant Athletic Director Howard Pachasa ..	78
Athletic Staff .....	79

The 1994-95 La Salle University Men's Basketball Media Guide was produced by the La Salle University Sports Information Office, Howard Pachasa, Director.  
Printed by Nittany Valley Offset, State College, Pennsylvania.

# 1994-95 MEDIA GUIDE

## La Salle University

President ..... Brother Joseph F. Burke  
 Vice President for Student Affairs ..... Dr. Raymond P. Heath

### Athletic Administration

area code (215)  
 (unless noted)

Director of Athletics ..... Robert Mullen ..... 951-1516  
 Faculty Representative ..... Dr. Annette O'Connor ..... 951-1247  
 Associate Athletic Director ..... Tom Meier ..... 951-1673  
 Assistant Athletic Director ..... Kathleen McNally ..... 951-1523  
 Assistant Athletic Director/  
 Sports Information Director ..... Howard Pachasa ..... 951-1513  
 (fax) ..... 951-1694  
 (home) ..... (609) 582-8931  
 (home fax) ..... (609) 256-1813  
 Assistant Sports Information Director . Bob Vetrone, Sr. .... 951-1605  
 (home) ..... 533-1835  
 Assistant Sports Information Director . Colleen Corace ..... 951-1605  
 (home) ..... 641-1565  
 Tickets/Intramural Director ..... Peter D'Orazio ..... 951-1545  
 Athletic Trainer ..... Bill Gerzabek ..... 951-1519  
 Assistant Athletic Trainer ..... Lisa Poli ..... 951-1519  
 Academic Advisor ..... Joseph Gillespie ..... 951-1521  
 Equipment Manager ..... Mike Murphy ..... 951-1514  
 Strength Coach ..... Ed Lawless ..... 951-1516  
 Accounting Assistant ..... Evelyn Farmer ..... 951-1585  
 Secretary ..... Mary Frances Maginn ..... 951-1516

### Men's Basketball Coaching Staff

Head Coach ..... "Speedy" Morris ..... 951-1518  
 Assistant Coach ..... Joe Mihalich ..... 951-1635  
 Assistant Coach ..... Joe Bryant ..... 951-1636  
 Assistant Coach ..... Rich Prendergast ..... 951-1518  
 Basketball Secretary ..... Clare McCarthy ..... 951-1518

### General Information

School ..... La Salle University  
 Mailing Address ..... 1900 W. Olney Avenue - Box 805  
 Philadelphia, PA 19141-1199  
 Enrollment ..... 5,800  
 Nickname ..... Explorers  
 Colors ..... Blue & Gold  
 Conference ..... Midwestern Collegiate Conference (MCC)  
 Arena ..... Philadelphia Civic Center  
 Capacity ..... 10,000  
 Press Table Phones ..... (215) 823-8756, 8757

### MEDIA INFORMATION

**Press Table:** The La Salle men's basketball press table at the Philadelphia Civic Center is on the south side of the playing floor. Accredited media should enter through the Press Gate at the main entrance to the Civic Center.

**Press Credentials:** Requests for press credentials should be made in writing at least one week prior to the game. If time permits, credentials will be mailed. All other credentials should be picked up at the Press Gate.

**Photographers:** Photographers must have their photo passes visible at all times on the sidelines. All photographers must shoot from the baseline.

**Press Parking:** Parking is limited and passes are issued on a priority basis.

**Press Services:** Complete individual and team statistics are compiled by the Stat Man II computerized statistics program and is staffed by Harvey Pollack and his crew of statisticians. Statistics will be distributed at the press tables at halftime and in the press and interview rooms after the game.

**Post-Game Interviews:** Coach "Speedy" Morris will be in the interview room 10 minutes after the game. The visiting coach will follow Morris. Access to dressing rooms is determined on a per-game basis by each coach.

**Telephones:** Telephones are available at the press table for the media's use. Writers on deadline should arrange for their own phone lines by calling the La Salle University Sports Information Office.

The 1994-95 La Salle University men's basketball media guide was produced and edited by **Howard Pachasa** and **Robert Vetrone, Sr.**, with assistance from **Colleen Corace**, **Nonee Wagner** and **Jose' Wilson**. Photography by: **Daniel Burke**, **Edwin Mahan**, **Charlene Miraglia** and **Dave Yoblick**.

# 1994-95 MEDIA OUTLETS

PRINT OUTLETS	CONTACT(S)	(215 Area code unless noted)	
		PHONE NO.	FAX NO.
ATLANTIC CITY PRESS, 22 Devins Lane, Pleasantville, NJ 08232 .....	Mike Shepherd .....	(609)645-1234 ...	(609)272-7224(or 7191)
BUCKS COUNTY COURIER TIMES, Rt. 13, Levittown, PA 19057 .....	Dan Weber .....	949-4216 .....	949-4177
CATHOLIC STANDARD, 222 N. 17th St., Philadelphia, PA 19103 .....	Mike Gambino .....	587-3660 .....	587-3979
CAMDEN COURIER-POST, 301 Cuthbert Blvd., Cherry Hill, NJ 08002 .....	Kevin Callahan, Phil Anastasia .....	(609)486-2424 .....	(609)663-2831
COLLEGIAN, The, La Salle University, Box 846, Philadelphia, PA 19141 ...	Sports Editor .....	951-1398	
DELAWARE COUNTY TIMES, 50 Mildred Ave., Primos, PA 19081 .....	Joe Lunardi, Doug Gramiak .....	622-8878 .....	662-8829
MAIN LINE TIMES, 311 E. Lancaster Ave., Ardmore, PA 19003 .....	Bobby Cabrey .....	642-4300 .....	649-9318
NORRISTOWN TIMES-HERALD, PO Box 591, Norristown, PA 19404 .....	Mark Schiele .....	272-2322 .....	272-0660
PHILADELPHIA DAILY NEWS, 400 N. Broad St., Phila., PA 19101 .....	Dick Jerardi, Mike Kern .....	854-5700 .....	854-5524
PHILADELPHIA INQUIRER, 400 N. Broad St., Phila., PA 19101 .....	Joe Juliano .....	854-4550 .....	854-4564
PHILADELPHIA TRIBUNE, 524 S. 16th St., Philadelphia, PA 19146 .....	Daryl Bell .....	893-4050 .....	735-3612
WILMINGTON NEWS JOURNAL, Wilmington, DE 19899 .....	Paul Bowker .....	(302)324-2850 .....	(302)324-5509

RADIO OUTLETS	CONTACT(S)		
KYW, Independence Mall East, Philadelphia, PA 19106 .....	Phil Neuman, Harry Donahue, .....	238-4990 .....	238-4657
	Tom Maloney		
WBCB, 200 Magnolia Dr., Levittown, PA 19054 .....	Merrill Reese .....	949-1490 .....	949-3671
WEXP, La Salle University, Box 698, Philadelphia, PA 19141 .....	Sports Director .....	951-1378 .....	
WIP, 441 N. 5th St., Philadelphia, PA 19123 .....	Jody McDonald, Mike Missanelli .....	HOT-LINE .....	922-2364
WGMP, City Ave. & Monument Rd., Bala Cynwyd, PA 19004 .....	Scott Graham, John Weber .....	668-5950 .....	668-5977
WNPV, P.O. Box 1440, Lansdale, PA 19446 .....	Rick Woelful .....	855-8211 .....	368-0180
WPWA, Kent Rd., Aston, PA 19014 .....	John Rafal .....	358-1400 .....	358-1845
WSSJ, P.O. Box 5001, Camden, NJ 08101 .....	Pat Delsi .....	563-1310	

TELEVISION OUTLETS	CONTACT(S)		
KYW Channel 3, Independence Mall East, Philadelphia, PA 19106 .....	Ukee Washington, Lou Tilley, .....	238-4646 .....	238-4783
	Howard Eskin		
PRISM/SportsChannel, Spectrum, Philadelphia, PA 19148 .....	Larry Rosen, Ed Stefanski, .....	336-8440 .....	389-9506
	Jon Slobotkin		
WCAU Channel 10, City Ave & Monument Rd, Bala Cynwyd, PA 19004 ...	Al Meltzer, Ron Burke, .....	668-0123 .....	668-5533
	Jeff Asch		
WPHL Channel 17, 5001 Wynnefield Ave., Philadelphia, PA 19131 .....	Neil Hartman .....	878-1700 .....	878-3737
WPVI Channel 6, 4100 City Avenue, Philadelphia, PA 19131 .....	Gary Papa, Scott Palmer, .....	581-4574 .....	581-4530
	Phil Andrews		
WTFX Channel 29, 4th and Market Sts., Philadelphia, PA 19106 .....	Carl Cherkin, Bill Perry .....	923-NEWS .....	592-1535

WIRE SERVICES	CONTACT(S)		
ASSOCIATED PRESS, 226 Hawthorne Ave., Langhorne, PA 19047 .....	Jack Scheuer .....	757-3293 .....	561-3544
UNITED PRESS INT., 1819 Kennedy Blvd., Philadelphia, PA 19102			

# LA SALLE On Radio/Television

## TELEVISION

La Salle Basketball will again appear on regional television several times in 1994-95 thanks to a combination of productions by the Big Five, the Midwestern Collegiate Conference and La Salle University.

Larry Rosen and Ed Stefanski will handle play-by-play and color respectively for city series broadcasts against Pennsylvania (SportsChannel), St. Joseph's and Temple (PRISM). Rosen and La Salle alum Rich Tarr will team together for additional La Salle athletics broadcasts on Sports Channel and produced by the La Salle University athletic department in cooperation with CCI Productions in West Chester, PA.



**Larry Rosen**



**Ed Stefanski**



**Scott Graham**

## RADIO

A talented array of broadcasters provides live commercial broadcasts of most La Salle Basketball games at home and on the road as part of a package produced by Play-by-Play sports, Inc.

The majority of La Salle radio broadcasts will be carried on 50,000-watt WGMP-1210AM which can be heard in 38 states and Canada. WGMP's Scott Graham along with Big Five Executive Secretary Dan Baker will serve as the primary broadcast team with La Salle's own Bob Vetrone adding color commentary on most WGMP games.

Other broadcasts will be heard on WSSJ-1310AM with veteran Delaware Valley broadcaster Pat Delsi teaming with La Salle Assistant Director of Athletics Howard Pachasa to bring you the action.



**Dan Baker**



**Bob Vetrone**



**Pat Delsi**



**Howard Pachasa**

# LA SALLE ROAD HEADQUARTERS

---

## AT PRINCETON

Princeton, NJ.....Marriott..... (609) 452-7900

## AT METLIFE CLASSIC

San Francisco, CA.....Holiday Inn, Golden Gateway..... (415) 441-4000

## AT DR PEPPER CLASSIC

Waco, Texas ..... Hilton in Waco..... (817) 754-8484

## AT ARIZONA

Tucson, AZ ..... The Plaza..... (602) 327-7341

## AT MARYLAND

College Park, MD ..... Greenbelt Marriott..... (301) 441-3700

## AT MOUNT ST. MARY'S

Emmitsburg, MD ..... Ramada (Gettysburg)..... (717) 334-8121

## MASSACHUSETTS

Atlantic City, NJ ..... Absecon Marriott..... (609) 652-1800

## AT WRIGHT STATE

Dayton, OH ..... Holiday Inn..... (513)426-7800

## AT BUTLER

Indianapolis, IN ..... Airport Ramada..... (317) 244-3361

## AT WISCONSIN-GREEN BAY

Green Bay, WI ..... Best Western/Midway..... (414) 499-3161


## AT CLEVELAND STATE

Cleveland, OH ..... Marriott..... (216) 696-9200

## AT NORTHERN ILLINOIS

DeKalb, IL ..... University Inn..... (815) 758-8661






94

**1994-95  
COACHES**

95

# Head Coach BILL "SPEEDY" MORRIS

---



It all started in CYO (Catholic Youth Organization) ball more than a quarter of a century ago. It has continued ever since, and wherever Bill "Speedy" Morris has coached, he has been a winner.

His career coaching record in high school and college competition stands

at 595-194 (.754), including men's college basketball (164-81 with the La Salle men's team), women's college basketball (43-17 as La Salle's women's coach) and boy's high school (347-82 at Philadelphia Roman Catholic and 41-14 at Penn Charter).

Speedy's winning percentage in his eight years as La Salle's men's coach (.669) rates him among the top 25 on the winningest active Division I coaches list (by percentage and with a minimum of five years at a Division I school).

The 1990 NCAA Tournament victory over Southern Mississippi in Hartford on March 15 was Speedy's 100th as La Salle's men's coach. Only three other Division I coaches have won that many games in their first four seasons - current Syracuse coach Jim Boeheim, North Carolina State's legendary coach of the late 40's and early 50's, Everett Case, and, most recently, Roy Williams of Kansas.

Coaching success has been the story wherever Morris has ventured. When his 1993-94 team suffered through an 11-16 record, it was only the first time in his 26 years that one of his teams finished below the .500 mark.

The 1992-93 season produced a 14-13 record, and

when the Explorers missed out on a bid to the National Invitation Tournament, it marked the end of a six-year streak in which La Salle had appeared in a post-season tournament.

The 1991-92 season saw Morris lead the Explorers to that sixth straight post-season appearance and their fourth Metro Atlantic Athletic Conference tournament title and NCAA Tournament berth in five years. La Salle's exciting last-second victory over Manhattan in the MAAC final and its heart-breaking two-point loss to Seton Hall in the NCAA Tournament were two of college basketball's most-watched games during March Madness.

In 1989-90, Morris guided the Explorers to a 30-2 record, the most victories in Division I, and the most by any La Salle team in history and a school record of 22 straight wins. The Explorers captured their third straight MAAC regular-season championship (16-0) and the MAAC Tournament crown for the third consecutive NCAA berth. And when La Salle beat Southern Mississippi in Hartford, it was the Explorers' first NCAA victory since 1983.

His 1987-88 team compiled a 24-10 record, went 14-0 in the Metro Atlantic Athletic Conference and swept through the MAAC Tournament to earn the conference's NCAA Tournament berth. In 1989, Morris moved things up a notch with a 26-6 record, another MAAC regular-season championship (13-1) and the MAAC Tournament crown again.

Morris had taken his first Explorer team — 1986-87 — to a 20-13 record and into the National Invitation Tournament, where it defeated Villanova, Niagara, Illinois State and Arkansas-Little Rock before bowing to Southern Mississippi in the championship game.

For the next four years, Morris' Explorers won their way into the NCAA Tournament, then earned a berth in the 1990-91 NIT, losing at Massachusetts, 93-90, on a last-second three-point shot.

# Head Coach BILL "SPEEDY" MORRIS

Morris won or shared the MAAC Coach of the Year honors twice, gaining the solo honor in 1988 and sharing it with St. Peter's Ted Fiore in 1989. He was also named the 1989 and 1990 District 3 Coach of the Year by the National Association of Basketball Coaches (NABC) and was voted the Eastern Coach of the Year in 1990. He was named the Philadelphia Big Five coach of the year in 1989 and in 1990 by the Philadelphia B'nai B'rith.

With La Salle's victory over St. Peter's in the 1989 MAAC Tournament championship game, it marked "Speedy's" 500th career victory, embracing high school, La Salle women's and La Salle men's careers.

Morris first gained recognition as basketball coach at Roman Catholic High School in Philadelphia. In 14 seasons at Roman, Morris registered 347 victories and only 82 losses. Roman won one Philadelphia City Championship, six Philadelphia Catholic League titles, two National Catholic Tournament championships, and four 30-win seasons.

Morris then spent two years as head coach at Philadelphia's William Penn Charter School where he posted a 41-14 record. His 1984 team won the Philadelphia Interacademic League championship, the school's first title in 12 seasons. Morris came to La Salle University for the 1984-85 season when he replaced Kevin Gallagher as head coach of the Explorers' women's program, becoming the first fulltime appointment to that position. Morris' Lady Explorer teams won 22 games in 1984-85

and 21 games in 1985-86. The 1985 team won the MAAC title and advanced to the NCAA Tournament. Following that season, Morris was named men's basketball coach, becoming the first Division I coach to make such a switch.

A native of Philadelphia, Morris and his wife, Mimi, live in the Roxborough section with their four children - Keith, a former guard on the La Salle team, Brian, a former team manager, and Margaret Mary, all La Salle graduates, and Christopher, 15, a freshman at Archbishop Carroll High in suburban Philadelphia.

Speedy Morris' Career Coaching Record

	W	L	Pct.
<b>Men's Basketball</b>			
1993-94 La Salle University	11	16	.407
1992-93 La Salle University	14	13	.519
1991-92 La Salle University (MAAC Champion, NCAA)	20	11	.645
1990-91 La Salle University (MAAC Co-Champion, NIT)	19	10	.655
1989-90 La Salle University (MAAC Champion, NCAA)	30	2	.938
1988-89 La Salle University (MAAC Champion, NCAA)	26	6	.813
1987-88 La Salle University (MAAC Champion, NCAA)	24	10	.706
1986-87 La Salle University (NIT)	20	13	.606
<b>Men's Basketball Record</b>	<b>164</b>	<b>81</b>	<b>.669</b>
<b>Women's Basketball</b>			
1985-86 La Salle University (MAAC Champion, NCAA)	21	9	.700
1984-85 La Salle University <b>Women's Basketball Record</b>	22 43	8 17	.733 .717
<b>COLLEGE TOTALS</b>	<b>207</b>	<b>98</b>	<b>.679</b>
<b>Boy's High School Basketball</b>			
1982-84 Wm. Penn Charter	41	14	.741
1967-81 Roman Catholic <b>Boy's High School Record</b>	347 388	82 96	.809 .802
<b>OVERALL CAREER RECORD</b>	<b>595</b>	<b>194</b>	<b>.754</b>

# Coach Morris vs. ALL OPPONENTS

American .....	2-0	Georgia Southern .....	1-0	Princeton .....	2-2
Arkansas-Little Rock .....	1-0	Holy Cross .....	8-0	Richmond .....	2-3
Army .....	6-1	Idaho .....	1-0	Seton Hall .....	0-1
Austin Peay .....	1-0	Illinois State .....	1-0	S.W. Missouri State .....	1-0
Baylor .....	1-0	Illinois .....	0-1	Siena .....	4-3
Brigham Young .....	2-1	Iona .....	10-2	South Carolina .....	1-0
Butler .....	1-4	James Madison .....	2-0	Southern Mississippi .....	1-1
California .....	1-0	Kansas State .....	0-3	St. Joseph's .....	3-5
Canisius .....	6-0	Long Beach State .....	1-0	St. Peter's .....	10-4
Central Florida .....	1-0	Louisiana Tech .....	0-1	Syracuse .....	0-1
Chaminade .....	1-0	Loyola Chicago .....	4-0	Temple .....	2-6
Clemson .....	1-0	Loyola Marymount .....	1-1	Tennessee Tech .....	1-0
Colorado .....	0-1	Loyola (MD) .....	6-1	Texas-San Antonio .....	1-0
Creighton .....	1-0	Maine .....	1-0	Villanova .....	6-2
Dayton .....	3-0	Manhattan .....	13-1	Xavier .....	0-4
De Paul .....	1-1	Maryland .....	0-1	Yale .....	1-0
Delaware .....	1-0	Massachusetts .....	0-1	<b>TOTAL RECORD .....</b>	<b>164-81</b>
Delaware State .....	1-0	Niagara .....	6-0		
Detroit .....	3-2	North Carolina .....	0-2		
Duquesne .....	2-0	Northeastern .....	1-0		
Eastern Kentucky .....	1-0	Notre Dame .....	2-6		
Evansville .....	1-3	Ohio State .....	1-0		
Fairfield .....	13-2	Ohio U. .....	0-1		
Florida .....	1-0	Oregon .....	1-0		
Florida State .....	1-1	Oregon State .....	0-1		
Fordham .....	9-1	Penn State .....	0-1		
Fresno State .....	1-0	Pennsylvania .....	4-4		
Georgia .....	0-3	Philadelphia Textile .....	2-0		



## LA SALLE ALL-TIME COACHING RECORDS

COACH	SEASONS	YRS.	W	L	PCT.
Bill "Speedy" Morris	1986-	8	164	81	.669
Dave "Lefty" Ervin	1979-1986	7	119	87	.578
Paul Westhead	1970-1979	9	142	105	.575
Tom Gola	1968-1970	2	37	13	.740
Jim Harding	1967-1968	1	20	8	.714
Joe Heyer	1965-1967	2	24	27	.471
Bob Walters	1963-1965	2	31	17	.646
Donald "Dudey" Moore	1958-1963	5	79	37	.681
Jim Pollard	1955-1958	3	48	28	.632
Ken Loeffler	1949-1955	6	145	30	.829
Charles McGlone	1946-1949	3	61	17	.782
Joseph Meehan	1943-1946	3	28	30	.483
Charles "Obie" O'Brien	1941-1943	2	25	21	.543
Leonard Tanseer	1933-1941	8	90	59	.604
Thomas Conley	1931-1933	2	28	11	.718
James J. Henry	1930-1931	1	15	4	.789
<b>TOTALS:</b>	<b>1631 GAMES</b>	<b>64</b>	<b>1056</b>	<b>575</b>	<b>.647</b>

# ASSISTANT COACHES



## JOE MIHALICH

An Explorer to the core, Joe Mihalich has both played and coached basketball at La Salle University. The Philadelphia native is in his 14th season as a member of the coaching staff. Mihalich was the 1978 NCAA squad's Co-captain and "Most-Dedicated-Player." He was a four-time letter-winner under Coach Paul Westhead. Following his senior year, Mihalich apprenticed under the legendary high school coach, Morgan Wooten, at DeMatha High School in Washington D.C. As head coach of DeMatha's junior-varsity team, Mihalich posted a three-year record of 39-5. The 38-year old Mihalich earned a Master's degree in Sports Administration from Temple University. He is a District II representative on the Assistant Coaches Committee of the National Association of Basketball Coaches. Joe and his wife, Mary, have three sons, Joe (7), and twins Matt and Tony (6). They live in Philadelphia.



## JOE BRYANT

Joe Bryant, a La Salle University standout in the mid-70's and an eight year veteran of the National Basketball Association, enters his second year as a member of the Explorers basketball coaching staff. Bryant averaged 20.7 points per game during a two-year career at La Salle (1973-74 and 1974-75) before entering the NBA draft, in which he was a first round pick of the Philadelphia 76ers. The John Bartram High School product played four years with the 76ers, three with the San Diego Clippers and one with the Houston Rockets before embarking on an overseas career that saw him play and coach in Italy, Spain and France. Upon returning to the United States, Bryant became involved in community affairs and coached in the Sonny Hill League. He has conducted clinics in Philadelphia and the suburbs, and has served as the girls coach at Akiba Hebrew Academy in Merion and boys junior varsity coach at Lower Merion. Bryant has appeared as guest speaker at assemblies honoring foreign language students in the Philadelphia Public School system and was coordinator of a summer basketball program for the Philadelphia Housing Authority. Bryant, 40, is married to the former Pam Cox, and the couple have three children, daughter Sharia, 18, a freshman women's volleyball player at Temple, daughter Shaya, 17, and son Kobe, 16.



## RICH PRENDERGAST

An enthusiastic supporter of La Salle basketball, Prendergast enters his 11th season as a volunteer coach to Speedy Morris' team. Prendergast has coached in the Philadelphia CYO and in the Catholic League high school system. Before joining the La Salle coaching staff, Prendergast directed the women's team at Hallahan High School to two playoff berths in four seasons. In 1986, Prendergast was honored with the Mary S. O'Connor Loyalty Award for dedication and service to the La Salle women's intercollegiate athletic programs. Prendergast, a 1960 La Salle graduate, lives in Stone Harbor, NJ. Two of his three daughters, Maria and Katherine, are La Salle graduates, while the youngest, Colleen, is a sophomore at Notre Dame High in Lawrenceville, NJ.

# LA SALLE'S TOP TWENTY-FIVE FINISHES

Seven times in La Salle's history the Explorers have finished in the top 25 of the Associated Press and/or United Press International rankings.

The honored teams include:

**1950**  
10th  
UPI

**1952**  
17th  
UPI


**1953**  
6th 4th  
AP UPI

**1954**  
2nd 11th  
AP UPI

**1955**  
3rd 3rd  
AP UPI

**1969**  
2nd 6th  
AP UPI

**1990**  
11th 12th  
AP UPI



94

**1994-95  
EXPLORERS**

95

# 1994-95 OUTLOOK

---

With a starting five returning, and some well-regarded freshmen joining the program, the outlook at La Salle University appears brighter than last season — and, according to coach “Speedy” Morris, it should prove to be.

For the first time in his 26 years of coaching high school, women’s college and men’s college basketball, Morris saw one of his teams fall below the .500 mark, at 11-16. It was also the first time for La Salle to go under .500 since the 1975-76 season (11-15.)

“I didn’t like it one bit,” Morris said, “and I pray that I will not go through it again.”

Actually, in six of those losses, the Explorers were either in the lead during the second half, or wound up losing by four points or less. Small consolation to Morris.

What could turn things around for La Salle, as it enters its third season in the Midwestern Collegiate Conference (MCC) and its 40th in the Philadelphia Big 5 (Temple, Villanova, Pennsylvania and St. Joseph’s are those city rivals), is a combination of additional scoring help for Kareem Townes (22.9 points per game) from backcourt mate Paul Burke and forward Romaine Haywood, and improved rebounding and defense from everyone.

Townes, one of the most prolific three-point shooters in the country, had his ups (39 points at Illinois and 38 vs. Notre Dame), and his downs (three games under double figures).

Burke, whose play occasionally tailed off from his sophomore promise of a year previous, was bothered by persistent knee aches, but still managed to reach a career-high 14 assists (vs. Notre Dame) and steals (8 vs. Detroit Mercy), while averaging 13.1 points a game.

Haywood, playing his first varsity season after sitting out 1992-93 because of Prop 48, suffered through the inconsistency that plagued the team. Part of that inconsistency stemmed from his inability to escape personal-foul trouble. But efforts like a 17-point second-half in a victory at James Madison, 17 in a win over Notre Dame, and 15 in a loss at Illinois were examples of what could be in store for this, his junior year.

Derick Newton and Jasper Van Teeseling were both starters as freshman and probably will start the season as such but Morris hopes some of the freshmen show enough to push most of the holdovers.

One of the newcomers is Olof Landgren, 6-9 forward from Sweden who has played well on the Swedish Junior National Team. Morris also sees help from Brian Flickinger, another 6-9 forward who can score, and 6-4 Mike Gizzi, who will work out of the shooting guard and small forward positions.





# 23 - Paul BURKE

RETURNING  
LETTERWINNER

Senior/Guard  
6-1 / 195  
Chestnut Hill Acad.  
Wyncote, PA



1993-94: Second team All-Midwestern Collegiate Conference . . . Paul led the MCC with 180 assists, giving him 401 in three seasons and placing him sixth among La Salle's all-time leaders . . . He had double-figure assists games in victories over Yale (12) and Notre Dame (a career-high 14). . . Burke was voted to the All-Mile High Classic (Boulder, CO) team with 17 assists and 23 in two games, then made the "all" team at the Hilo Big Island Classic with 51 points and 13 assists in three games. . . Burke hit double figures in 20 of 27 games, including a career-high 31 against Tennessee Tech. Paul had one of his best all-around games against Evansville (1/15/94) when he accumulated 24 points, a career-best nine rebounds, eight assists and two steals. ..Burke's 157 career steals enabled him to claim seventh place on La Salle's list when the season ended.

1992-93: For an outstanding performance against Duquesne (2/27/93), Burke was named the MCC (Midwestern Collegiate Conference) Player of the Week. In the 68-65 victory at Duquesne, Burke shot 11-for-18 from the field (4-for-7 on three's), added four assists, two steals and a career-high nine rebounds. In the previous game, he poured in 30 points, teaming with fellow guard Kareem Townes (34 points) to scorch Loyola Chicago. He hit double figures in 20 of 26 games, and twice reached 11 in the assist column. Led all La Salle regulars in free throw percentage with 80.2.

1991-92: In a season filled with freshman highlights, Burke's big moments came on several occasions. In a game against Iona (1/14/92) he came off the bench and hit 3-for-3 from three point range within 40 seconds, and wound up with a season-high 17 points. After missing the MAAC Tournament because of appendicitis, he returned to play 24 minutes against Seton Hall in the NCAA Tournament and shot 4-for-6 (2-3 from 3's) pouring in 12 points in the second half. Started 10 of 11 games before being medically sidelined. Dished out career-high seven assists with five steals vs. Loyola (Baltimore) (2/26). Scored 15 points with seven steals (one short of school mark) and six assists in career-high 43 minutes vs. St. Joseph's (2/11). Pulled down career-high eight rebounds vs. Canisius (1/25). Scored 11 points (4-6 FG) in win at Temple (1/23). His second-half production of nine points, five assists, three steals and three rebounds helped overcome 22-point deficit vs. Owls.

PERSONAL: Born 8/2/72...Scored 1,363 career points at Chestnut Hill Academy, where he was coached by John McArdle... Second Team All-Philadelphia... Also named to All-Philadelphia baseball team as shortstop.

## CAREER STATISTICS - Three Seasons (1991-1994)

YEAR	G/GS	TOTAL		3PT		F/T	F/A	F%	PTS	AVG	OFF	DEF	TOT	REB	AST	TO	BLK	STL	MIN				
		FG	FGA	FG%	FG															FGA	FG%		
1991 92	28/10	62	177	350	27	101	267	34	49	694	185	66	23	47	70	25	67	88	51	6	46	672	
1992 93	27/25	128	233	362	63	177	356	89	111	802	408	151	33	69	102	38	87	133	89	6	46	941	
1993 94	27/27	121	323	375	45	157	287	66	90	733	353	131	15	93	108	40	87	180	103	7	65	1023	
TOTALS	82/62	311	833	373	135	435	310	189	250	756	946	115	71	209	280	34	241	9	401	243	19	157	2636

# TOWNES Game -By- Game 93-94

OPPONENT	/-TOTAL-/			/- 3 PT -/		FT/FTA	FT%	PTS	OFF REB	DEF REB	TOT REB	PF/D	AST	TO	BLK	ASTMIN	
	G/GS	FG/FGA	FG%	FG/FGA	FG%												
Princeton	1/1	9/19	.474	3/6	.500	4/6	.667	25	1	4	5	3/0	1	1	0	4	40
Illinois	1/1	31/31	.419	7/16	.438	6/6	.1000	39	4	2	6	2/0	2	1	0	2	36
Yale	1/1	11/24	.458	6/16	.375	1/2	.500	29	1	1	2	3/0	3	6	1	6	40
Colorado	1/1	4/18	.222	3/12	.250	5/7	.714	16	2	1	3	5/1	4	2	1	3	32
Philadelphia T	1/1	8/24	.333	5/13	.385	6/7	.857	27	3	1	4	4/0	0	1	0	2	39
James Madison	1/1	10/21	.476	4/6	.667	4/5	.800	28	2	1	3	1/0	2	1	1	2	38
Creighton	1/1	11/24	.458	4/13	.308	8/10	.800	34	0	0	0	3/0	2	3	0	5	38
Tennessee Tech	1/1	8/25	.320	4/15	.267	6/8	.750	26	3	1	4	3/0	3	3	0	1	40
Ohio	1/1	10/21	.476	7/14	.500	4/6	.667	31	0	1	1	4/0	1	2	0	1	37
Richmond	1/1	6/20	.300	2/13	.154	7/9	.778	21	0	1	1	1/0	1	2	0	1	32
Kansas State	1/1	7/16	.438	2/8	.250	4/6	.667	20	0	3	3	2/0	2	4	0	3	40
Notre Dame	1/1	11/28	.393	5/13	.385	11/12	.917	38	1	3	4	2/0	1	4	0	6	43
St Joseph's	1/1	3/13	.231	0/5	.000	2/5	.400	8	0	2	2	3/0	3	1	0	1	38
Evansville	1/1	3/16	.188	2/9	.222	2/4	.500	10	0	2	2	4/0	1	3	0	1	38
Temple	1/1	6/22	.273	6/18	.333	1/2	.500	19	5	1	6	3/0	2	3	0	1	38
Loyola-Chicago	1/1	4/14	.286	1/4	.250	8/10	.800	17	2	0	2	3/0	2	2	0	2	32
Pennsylvania	1/1	6/12	.500	5/10	.500	3/4	.750	20	2	4	6	4/0	2	0	1	1	40
Detroit Mercy	1/1	10/27	.370	6/16	.375	7/8	.875	33	3	0	3	1/0	0	0	0	2	37
Xavier	1/1	6/18	.333	3/9	.333	6/6	1.000	21	1	1	2	3/0	4	2	0	1	37
Evansville	1/1	3/11	.273	1/4	.250	0/0	.000	7	2	2	4	3/0	1	3	0	2	40
Butler	1/1	8/23	.348	5/12	.417	3/5	.600	24	1	4	5	4/0	3	1	0	3	40
Detroit Mercy	1/1	7/14	.500	5/7	.714	6/8	.750	25	0	3	3	2/0	1	3	0	3	38
Loyola-Chicago	1/1	10/22	.455	3/10	.300	4/4	1.000	27	1	4	5	1/0	3	2	0	3	38
Butler	1/1	8/20	.400	2/9	.222	0/0	.000	18	1	3	4	4/0	3	7	1	5	35
Villanova	1/1	2/13	.154	1/9	.111	0/0	.000	5	1	4	5	3/0	5	2	0	3	40
Xavier	1/1	12/25	.480	6/12	.500	3/3	1.000	33	2	4	6	1/0	1	1	1	0	40
Detroit Mercy	1/1	6/19	.316	2/12	.167	4/6	.667	18	0	1	1	2/0	0	3	0	1	38
<b>TOTALS</b>	<b>27/27</b>	<b>202/540</b>	<b>.374</b>	<b>100/291</b>	<b>.344</b>	<b>115/149.772</b>	<b>.619</b>	<b>38</b>	<b>54</b>	<b>92</b>	<b>74/1</b>	<b>53</b>	<b>63</b>	<b>6</b>	<b>65</b>	<b>1024</b>	

# BURKE Game -By- Game 93-94

OPPONENT	/-TOTAL-/			/- 3 PT -/		FT/FTA	FT%	PTS	OFF REB	DEF REB	TOT REB	PF/D	AST	TO	BLK	ASTMIN	
	G/GS	FG/FGA	FG%	FG/FGA	FG%												
Princeton	1/1	4/15	.267	1/6	.167	2/4	.500	11	0	3	3	2/0	4	2	0	0	40
Illinois	1/1	2/6	.333	1/1	1.000	3/3	1.000	8	1	0	1	5/1	3	6	0	1	26
Yale	1/1	3/11	.273	2/8	.250	3/4	.750	11	1	3	4	4/0	12	2	0	2	36
Colorado	1/1	5/12	.417	2/6	.333	0/0	.000	12	2	1	3	5/1	5	0	0	3	32
Philadelphia T	1/1	5/12	.517	5/11	.455	3/4	.750	18	0	4	4	1/0	6	2	0	3	38
James Madison	1/1	7/12	.583	2/5	.400	1/1	1.000	17	0	3	3	3/0	5	2	1	2	40
Creighton	1/1	3/11	.273	0/3	.000	3/4	.750	9	0	7	7	2/0	5	4	0	5	36
Tennessee Tech	1/1	11/21	.524	4/10	.400	5/6	.833	31	1	3	4	3/0	4	1	0	5	39
Ohio	1/1	3/8	.375	1/4	.250	4/6	.667	11	0	3	3	5/1	4	2	0	1	36
Richmond	1/1	3/9	.333	2/7	.286	2/2	1.000	10	1	2	3	1/0	2	3	0	2	32
Kansas State	1/1	3/10	.300	2/6	.333	5/5	1.000	13	1	4	5	2/0	8	10	1	5	37
Notre Dame	1/1	3/9	.333	0/4	.000	3/4	.750	9	0	4	4	3/0	14	7	1	3	45
St Joseph's	1/1	3/11	.273	0/5	.000	0/0	.000	6	0	4	4	1/0	7	2	0	2	36
Evansville	1/1	9/15	.600	3/6	.500	3/4	.750	24	1	8	9	3/0	8	9	0	2	45
Temple	1/1	3/12	.250	3/10	.300	0/0	.000	9	1	5	6	3/0	6	3	0	0	39
Loyola-Chicago	1/1	6/11	.546	1/2	.500	3/6	.500	16	0	4	4	5/1	9	9	0	1	39
Pennsylvania	1/1	7/18	.389	3/10	.300	0/0	.000	9	1	5	6	3/0	6	3	0	0	39
Detroit Mercy	1/1	5/13	.385	3/9	.333	2/5	.400	15	1	7	4	4/0	8	4	0	3	40
Xavier	1/1	5/14	.357	1/7	.143	3/6	.500	14	1	3	4	4/0	3	4	0	3	40
Evansville	1/1	7/13	.539	2/4	.500	0/1	.000	16	1	1	2	3/0	6	4	0	1	40
Butler	1/1	3/13	.231	2/4	.500	5/5	1.000	11	0	1	1	4/0	9	6	0	2	39
Detroit Mercy	1/1	2/8	.250	1/3	.333	1/2	.500	6	0	2	2	3/0	8	4	0	8	37
Loyola-Chicago	1/1	6/14	.429	0/5	.000	4/5	.800	16	0	6	6	2/0	8	0	2	4	40
Butler	1/1	2/17	.118	2/8	.250	0/0	.000	6	1	1	2	4/0	6	2	0	2	37
Villanova	1/1	3/7	.429	3/5	.600	3/4	.750	12	0	3	3	3/0	4	3	2	0	40
Xavier	1/1	4/12	.333	0/4	.000	4/5	.800	12	1	2	3	5/1	11	5	0	1	36
Detroit Mercy	1/1	4/9	.445	1/3	.333	4/4	1.000	13	0	4	4	3/0	7	2	0	2	38
<b>TOTALS</b>	<b>27/27</b>	<b>121/323</b>	<b>.375</b>	<b>45/157</b>	<b>.287</b>	<b>66/90</b>	<b>.733</b>	<b>353</b>	<b>15</b>	<b>93</b>	<b>108</b>	<b>87/5</b>	<b>180</b>	<b>103</b>	<b>7</b>	<b>65</b>	<b>1023</b>

# 11 - Kareem TOWNES

RETURNING  
LETTERWINNER



1993-94: Voted All-Midwestern Collegiate Conference (MCC) for second consecutive season. . . On January 25, 1994, against Pennsylvania at the Spectrum, Townes scored his 1,000th La Salle point in his 44th game, making him the quickest Explorer to reach that mark. . . He finished the season with 1,226 points in two seasons, putting him 23rd on the school's all-time list

Senior/Guard  
6-3 / 175  
Southern HS  
Philadelphia, PA

... He posted a career-high 39 at Illinois (12/1/93) and came close to that with 38 against Notre Dame at the Philadelphia Civic center (1/8/94). . . Townes earned MCC Co-Player-of-the-Week honors on Jan. 9, 1994, for averaging 26.3 points in games against Richmond, Kansas State and Notre Dame. He won the December AT&T Long Distance Award for leading all Division I players in three-point goals made in the month (43). Townes led the Explorers in scoring for the second season in a row, with a 22.9 points-per-game average. . . He hit double figures in 24 of La Salle's 27 games,

and went over 30 points on six occasions. . . Kareem led the Explorers in foul-shooting (77.1%). . . He earned first team honors in the Big Island Classic in Hilo, Hawaii, when he scored 91 points in three games, and in the Mile High Classic (Boulder, CO) with 45 points in two games. . . Townes finished the season with a two-year steal total of 121, ninth best in La Salle's history.

1992-93: His 22.5 points-per-game give him the best first-season average in La Salle history, surpassing Lionel Simmons' 20.3 as a 1986-87 freshman. . . After scoring six and zero points in his first two games, Townes was in double figures every game thereafter, including 19 in which he was 20 or over and four over 30. His tops was 35 at Dayton (2/6/93) and his best half was a 27-point second-half effort at Detroit (2/18/93), helping La Salle to a 73-72 buzzer-beating victory... Named Sports Illustrated's Division I Player of the Week after consecutive games of 33 (vs. Detroit (2/18/93) and 34 vs. Loyola Chicago (2/20/93). The SI award culminated a hat trick after he was named the MCC and Eastern College Athletic Conference (ECAC) Player of the Week. . . Voted to All-MCC and All-MCC Newcomer Team; named Philadelphia Big 5 Outstanding Newcomer, and 2nd-Team All-Big 5.


PERSONAL: Born 2/9/73... Latest in line of Philadelphia Public League stars to play for coach Morris, following 1990 Player of the Year Lionel Simmons and Bob Johnson (Southern), 1991 Detroit Pistons' draftee Doug Overton (Dobbins) and 1992 Los Angeles Clippers' first-round draft pick, Randy Woods (Ben Franklin). Townes sat out 1991-92 season as a Prop 48. Averaged 41.2 points per game in his senior Public League season at Southern High under coach Fred Campisi. . . He became the league's second all-time one season leading scorer behind Wilt Chamberlain (47.2 in 1955). Townes also broke Simmons' school record of 56 in one game when he poured in 59. Shot 57% from the field as a senior, including 47% from three-point range. Also averaged four assists and 6.5 steals.

## CAREER STATISTICS - Two Seasons (1992-94)

YEAR	G/CS	/--- TOTAL ---/		/ 3 PT - /		FT/FTA	FT%	PTS	AVG	OFF	DEF	TOT	PF/D	AST	TO	BLK	STL	MIN	
		FG/FGA	FG%	FG/FGA	FG%														
1992-93	27/27	203/550	.369	97/301	322	104/149	698	607	22.5	39	56	95	3.5	73/0	81	81	8	56	977
1993-94	27/27	202/540	.374	100/291	344	115/149	772	619	22.9	38	54	92	3.4	74/1	53	63	6	65	1024
TOTALS	54/54	405/1090	.372	197/398	333	219/298	735	1226	22.7	77	110	187	3.5	147/1	134	144	14	121	2001

# 21-Romaine HAYWOOD

RETURNING  
LETTERWINNER



1993-94: After sitting out his freshman year because of Prop 48, Haywood played in all 27 games, starting 23, and was voted to the All-MCC Newcomer Team. . . He led the Explorers in rebounds (6.5 per game) and was fourth in scoring (10.3) . . . His outstanding performance came on December 10 when he scored 17 points in the second half (career-high 21 overall and eight rebounds) and led the Explorers to a 89-85 come-from-behind victory at James Madison. . . His best rebounding game came in the regular-season finale at Xavier (3/3/94) when he snared 12.

Junior/Guard  
6-6 / 205  
Atlantic City HS  
Atlantic City, NJ

PERSONAL: Born 10/3/73. . . Nominated to McDonald's All-America team; voted the Atlantic City Vikings' MVP; was awarded the Leo Ketton Award given to the member of the Atlantic City High School team with the highest academic achievement; . . coached by Joe Fussner. . . Averaged 20.1 points and 10.4 rebounds per game in his senior season. . . Post-graduate plans include pro basketball and/or directing films.

## CAREER STATISTICS - One Season (1993-94)

	/--- TOTAL ---/			/--- 3 PT ---/			F/TFTA	FT%	PTS	AVG	OFF REB	DEF REB	TOT REB	AVG	PF/D	AST	TO	BLK	STL	MIN
	G/GS	FG/FGA	FG%	FG/FGA	FG%															
TOTALS	27/23	100/285	.351	43/135	.319	36/64	.563	279	10.3	67	107	174	6.5	86/3	26	38	15	22	751	

## HAYWOOD Game -By- Game

OPPONENT	G/GS	/---TOTAL---/			/--- 3 PT ---/			FT/FTA	FT%	PTS	OFF REB	DEF REB	TOT REB	AVG	PF/D	AST	TO	BLK	STL	MIN
		FG/FGA	FG%	FG/FGA	FG%															
Princeton	1/1	4/11	.364	0/1	.000	0/0	.000	8	3	2	5	2/0	1	1	0	2	38			
Illinois	1/1	6/18	.333	2/8	.250	1/2	.500	15	4	7	11	3/0	3	3	1	1	34			
Yale	1/1	8/13	.615	2/4	.500	1/3	.333	19	4	5	9	4/0	0	2	1	2	24			
Colorado	1/1	1/9	.111	0/2	.000	3/7	.429	5	4	3	7	3/0	2	2	2	2	23			
Philadelphia T	1/1	5/13	.385	3/7	.429	4/5	.800	17	2	5	7	3/0	2	3	0	1	30			
James Madison	1/1	8/18	.445	2/7	.286	3/5	.600	21	3	45	8	4/0	0	1	0	0	31			
Creighton	1/1	1/4	.250	1/2	.500	0/2	.000	3	1	3	4	2/0	0	2	0	0	29			
Tennessee Tech	1/1	6/12	.500	2/4	.500	1/2	.500	15	2	3	5	4/0	1	1	0	1	24			
Ohio	1/1	6/12	.500	1/4	.250	3/5	.600	16	3	3	6	2/0	0	0	1	1	35			
Richmond	1/1	2/7	.286	0/3	.000	0/0	.000	4	1	3	4	4/0	2	1	2	1	19			
Kansas State	1/1	1/5	.200	1/3	.333	0/0	.000	3	2	3	5	5/1	1	2	0	1	28			
Notre Dame	1/1	5/11	.455	3/5	.600	4/7	.571	17	2	5	7	5/1	1	1	1	1	32			
St Joseph's	1/1	4/13	.308	3/10	.300	1/1	1.000	12	2	2	4	3/0	0	1	1	0	24			
Evansville	1/1	4/10	.400	3/7	.429	2/3	.667	13	3	3	6	4/0	1	2	0	2	40			
Temple	1/1	3/15	.200	3/11	.273	0/0	.000	9	1	5	6	4/0	0	0	1	0	36			
Loyola-Chicago	1/1	3/7	.429	2/3	.667	0/2	.000	8	1	4	5	2/0	3	1	1	4	31			
Pennsylvania	1/1	3/11	.273	1/5	.200	3/4	.750	10	3	1	4	1/0	0	2	0	0	25			
Detroit Mercy	1/1	1/9	.111	0/3	.000	0/0	.000	2	6	4	10	3/0	0	2	1	0	25			
Xavier	1/1	3/14	.214	1/9	.111	3/4	.750	10	3	4	7	4/0	1	2	0	1	32			
Evansville	1/1	3/6	.500	0/1	.000	0/2	.000	6	1	4	5	3/0	2	1	0	0	17			
Butler	1/0	1/3	.333	1/1	1.000	0/0	.000	3	1	0	1	5/1	0	1	0	0	7			
Detroit Mercy	1/0	3/6	.500	2/4	.500	1/3	.333	9	2	6	8	3/0	0	1	0	0	25			
Loyola-Chicago	1/0	5/9	.556	3/5	.600	5/5	1.000	18	3	4	7	2/0	3	1	1	0	28			
Butler	1/0	3/12	.250	2/7	.286	0/0	.000	8	2	4	6	2/0	1	2	0	0	23			
Villanova	1/1	2/7	.286	0/1	.000	0/0	.000	4	3	6	9	1/0	0	0	0	0	32			
Xavier	1/1	6/17	.353	3/10	.300	1/1	1.000	16	4	8	12	4/0	1	0	1	1	30			
Detroit Mercy	1/1	3/13	.231	2/8	.250	0/1	.000	8	1	5	6	4/0	1	2	1	1	29			
TOTALS	27/23	100/285	.351	43/135	.319	36/64	.563	279	67	107	174	86/3	26	38	15	22	751			

# 31 - Derick NEWTON

RETURNING  
LETTERWINNER



1993-94: Newton started 18 of La Salle's 27 games, averaging 5.5 points and 4.1 rebounds. . .Derick's best all-around game came on December 4, 1993, in his fourth varsity start, when he scored 11 points and had 10 rebounds (four offensive) at Colorado. . .He hit his career-high 14 points on Feb. 16, 1994, against Detroit Mercy when he shot 2-for-3 from the field and 10-for-13 from the foul line. That effort from the free-throw line enabled him to finish with a 69.6% foul-shooting mark, third best on the team behind Kareem Townes and Paul Burke.

Sophomore/Forward  
6-6 / 205  
Northwestern HS  
Hyattsville, MD

PERSONAL: Born 7/2/75. . . Most Valuable Player in preliminary game to Washington Capital Classic. . .All-Tournament in York (PA) Catholic Tournament. . .1st team All-County. . .honorable mention All-Metro. . . Averaged 21.1 points and 10.2 rebounds per game in senior season at Northwestern High where he played under coach Leonard Wood. . . Honor Roll student, graduating in top 20% of the class. . .Would like to own a business after playing pro ball.

## CAREER STATISTICS - One Season (1993-94)

	/-- TOTAL --/		/- 3 PT -/		FT/FTA	FT%	PTS	AVG	OFF REB	DEF REB	TOT REB	AVG	PF/D	AST	TO	BLK	STL	MIN
	G/GS	FG/FGA	FG%	FG/FGA														
TOTALS	27/18	49/92	.533	1/6	48/69	.696	147	5.5	43	68	111	4.1	71/2	16	34	9	12	732

## NEWTON Game -By- Game

OPPONENT	/-TOTAL-/		/- 3 PT -/		FT/FTA	FT%	PTS	OFF REB	DEF REB	TOT REB	PF/D	AST	TO	BLK	AST	MIN	
	G/GS	FG/FGA	FG%	FG/FGA													FG%
Princeton	1/1	0/2	.000	0/0	.0	0/0	.000	0	1	3	4	2/0	0	1	1	0	22
Illinois	1/1	1/7	.143	0/0	.000	2/2	1.000	4	4	3	7	2/0	0	2	0	0	29
Yale	1/1	3/6	.5000	0/1	.000	2/3	.667	8	1	4	5	3/0	0	0	0	0	35
Colorado	1/1	3/4	.750	0/0	.000	5/8	.625	11	4	6	10	5/1	1	3	1	0	35
Philadelphia T	1/1	1/4	.250	0/0	.000	1/2	.500	5	2	1	3	3/0	1	1	0	0	29
James Madison	1/1	2/3	.667	0/0	.000	1/2	.500	5	2	1	3	3/0	0	0	0	0	26
Creighton	1/0	2/5	.400	0/1	.000	2/3	.667	6	1	3	4	2/0	1	2	0	2	30
Tennessee Tech	1/0	1/1	1.000	0/0	.000	6/8	.750	8	3	4	7	2/0	0	0	0	2	25
Ohio	1/0	0/2	.000	0/0	.000	0/0	.000	0	2	1	3	0/0	0	1	0	0	11
Richmond	1/0	2/3	.667	1/1	1.000	6/9	.667	11	1	2	3	3/0	0	0	0	0	22
Kansas State	1/0	0/1	.000	0/0	.000	0/0	.000	0	2	4	6	0/0	2	1	1	1	24
Notre Dame	1/1	0/0	.00	0/0	.000	0/0	.000	0	0	1	1	3/0	0	0	0	2	22
St Joseph's	1/1	1/1	1.000	0/0	.000	1/2	.500	3	1	2	3	2/0	0	1	1	0	25
Evansville	1/1	2/7	.286	0/1	.000	5/6	.833	9	2	4	6	5/1	1	1	0	0	31
Temple	1/1	2/4	.500	0/0	.000	2/2	1.000	6	4	2	6	3/0	0	2	1	1	25
Loyola-Chicago	1/1	5/6	.833	0/1	.000	1/4	.250	11	0	3	3	1/0	1	0	0	0	25
Pennsylvania	1/1	2/3	.667	0/0	.000	1/2	.500	5	2	2	4	3/0	2	1	1	1	31
Detroit Mercy	1/1	1/3	.333	0/1	.000	0/0	.000	2	1	1	2	4/0	1	2	0	0	23
Xavier	1/1	1/3	.333	0/0	.000	1/2	.500	3	1	5	6	1/0	3	2	1	1	37
Evansville	1/1	3/5	.600	0/0	.000	0/0	.000	6	1	0	1	4/0	0	1	0	1	26
Butler	1/1	3/4	.750	0/0	.000	2/2	1.000	8	1	4	5	0/0	0	4	1	0	35
Detroit Mercy	1/1	2/3	.667	0/0	.000	10/13	.769	14	2	3	5	3/0	1	0	0	1	29
Loyola Chicago	1/0	1/2	.5000	0/0	.000	0/0	.000	2	2	5	7	2/0	0	4	0	0	36
Butler	1/1	0/0	.000	0/0	.000	0/0	.000	0	1	1	2	4/0	1	0	0	0	19
Villanova	1/0	4/4	1.000	0/0	.000	0/0	.000	8	0	2	2	4/0	0	1	0	0	23
Xavier	1/0	4/6	.667	0/0	.000	1/1	1.000	9	2	0	2	3/0	0	2	1	0	33
Detroit Mercy	1/0	3/3	1.000	0/0	.000	0/0	.000	6	1	0	1	4/0	1	2	0	0	24
<b>TOTALS</b>	<b>27/18</b>	<b>49/92</b>	<b>.533</b>	<b>1/6</b>	<b>.167</b>	<b>48/69</b>	<b>.696</b>	<b>147</b>	<b>43</b>	<b>68</b>	<b>111</b>	<b>71/2</b>	<b>16</b>	<b>34</b>	<b>9</b>	<b>12</b>	<b>732</b>

# 50 - Jasper VAN TEESELING

RETURNING  
LETTERWINNER

Sophomore/Forward  
6-10 / 220  
Jan Arentz V.W.O.  
Alkmaar, Netherlands



1993-94: Jasper started all 27 La Salle games, averaging 5.3 points, 4.3 rebounds and 25 minutes per game. . .Van Teeseling had a career-high 16 points against Evansville on January 15 and a tops of 10 rebounds against Temple on January 20. . .He hit double figures in five starts.

PERSONAL: Born: 1/29/75 . . . Scored 26 points and had 12 rebounds while helping Holland defeat Turkey at the Youth Olympic Games two years ago. . . Jasper's 20.5 points per game led the Dutch Youth Olympic Team, for whom he also averaged 10.8 rebounds per game. . .Played under coach Ton Bookman on the Commodore Club of Den Helder.

## CAREER STATISTICS - One Season (1993-94)

	/-- TOTAL --/		/- 3 PT -/						OFF		DEF		TOT						
	G/GS	FG/FGA	FG%	FG/FGA	FG%	FT/FTA	FT%	PTS	AVG	REB	REB	REB	AVG	PF/D	AST	TO	BLK	STL	MIN
TOTALS	27/27	65/120	.542	0/0	.000	13/32	.406	143	5.3	55	60	115	4.3	72/2	23	29	2	23	687

# VAN TEESELING Game -By- Game

OPPONENT	/-TOTAL-/		/- 3 PT -/						OFF		DEF		TOT					
	G/GS	FG/FGA	FG%	FG/FGA	FG%	FT/FTA	FT%	PTS	REB	REB	REB	PF/D	AST	TO	BLK	AST	MIN	
Princeton	1/1	1/2	.500	0/0	.000	3/6	.500	5	2	2	4	1/0	0	3	0	3	37	
Illinois	1/1	0/1	.000	0/0	.000	0/0	.000	0	0	3	3	4/0	0	2	0	1	29	
Yale	1/1	2/3	.667	0/0	.000	1/4	.250	5	2	2	4	4/0	2	2	0	1	27	
Colorado	1/1	6/8	.750	0/0	.000	0/1	.000	12	5	2	7	3/0	0	4	0	1	31	
Philadelphia T	1/1	1/1	1.000	0/0	.000	0/0	.000	2	1	0	1	2/0	0	0	0	0	12	
James Madison	1/1	4/6	.667	0/0	.000	0/0	.000	8	1	5	6	2/0	0	3	0	3	28	
Creighton	1/1	0/1	.000	0/0	.000	1/2	.500	1	0	2	2	3/0	0	0	0	3	31	
Tennessee Tech	1/1	3/5	.600	0/0	.000	0/0	.000	6	4	2	6	2/0	1	0	0	0	20	
Ohio	1/1	3/4	.750	0/0	.000	1/2	.500	7	4	1	5	4/0	1	0	0	0	33	
Richmond	1/1	1/4	.250	0/0	.000	1/2	.500	3	2	1	3	1/0	0	0	0	0	18	
Kansas State	1/1	5/6	.833	0/0	.000	0/2	.500	10	2	3	5	3/0	0	1	1	0	26	
Notre Dame	1/1	5/8	.625	0/0	.000	0/1	.000	10	5	2	7	2/0	1	4	0	6	44	
St Joseph's	1/1	3/3	1.000	0/0	.000	2/2	1.000	8	0	1	1	3/0	1	0	0	0	24	
Evansville	1/1	7/10	.700	0/0	.000	2/5	.400	16	0	7	7	4/0	1	0	0	0	40	
Temple	1/1	2/6	.333	0/0	.000	0/0	.000	4	5	5	10	4/0	2	0	1	0	35	
Loyola-Chicago	1/1	5/8	.625	0/0	.000	0/0	.000	10	3	4	7	2/0	0	0	0	1	22	
Pennsylvania	1/1	1/7	.143	0/0	.000	0/0	.000	2	3	0	3	2/0	2	0	0	0	21	
Detroit Mercy	1/1	2/3	.667	0/0	.000	0/0	.000	4	2	1	3	5/1	2	0	0	2	21	
Xavier	1/1	3/5	.600	0/0	.000	1/1	1.000	7	3	6	9	5/1	2	0	0	0	27	
Evansville	1/1	2/4	.500	0/0	.000	0/0	.000	4	4	1	5	1/0	0	0	0	0	24	
Butler	1/1	1/2	.500	0/0	.000	1/2	.500	3	1	2	3	4/0	0	3	0	1	19	
Detroit Mercy	1/1	1/5	.200	0/0	.000	0/0	.000	2	2	2	4	4/0	4	2	0	0	21	
Loyola-Chicago	1/1	1/3	.333	0/0	.000	0/2	.000	2	1	0	1	0/0	1	1	0	1	24	
Butler	1/1	3/4	.750	0/0	.000	0/0	.000	6	1	1	2	1/0	1	0	0	0	23	
Villanova	1/1	1/5	.200	0/0	.000	0/0	.000	2	1	2	3	0/0	0	2	0	0	17	
Xavier	1/1	1/4	.250	0/0	.000	0/0	.000	2	0	2	2	3/0	2	1	0	0	25	
Detroit Mercy	1/1	1/2	.500	0/0	.000	0/0	.000	2	1	1	2	3/0	0	1	0	0	17	
TOTALS	27/27	65/120	.542	0/0	.000	13/32	.406	143	5.5	60	115	72/2	23	29	2	23	687	

# 55 - Everett CATLIN

RETURNING  
LETTERWINNER



1993-94: Everett saw action in 17 games, scoring a career-high five points in an eight-minute stint at Richmond on January 3. . . He snared five rebounds in six minutes against Philadelphia Textile on December 8.

Sophomore/Forward  
6-6 / 232  
Dover HS  
Dover, DE

PERSONAL: Born: 5/9/74. . . Lettered in football and track at Dover High. . . was All-Conference and All-State in basketball and was named an NAACP Student-Athlete . . . Played under coach Steve Perry and, in his senior season, averaged 15.3 points and 14.1 rebounds per game . . . Future plans: pro basketball and/or sports broadcasting.

### CAREER STATISTICS - One Season (1993-94)

YEAR	G/CS	/ -- TOTAL -- /		/ -- 3 PT -- /		FT/FTA	FT%	PTS	AVG	OFF REB	DEF REB	TOT REB	AVG	PF/D	AST	TO	BLK	STL	MIN
		FG/FGA	FG%	FG/FGA	FG%														
TOTALS	17/0	6/17	.353	0/0	0/0	3/11	.273	15	9	11	7	18	1.1	16/0	0	4	0	4	76

# 25 - Matt COMEY

RETURNING  
LETTERWINNER



1993-94: Matt joined the basketball team following La Salle's soccer season, where he was a freshman performer. As one of two basketball walk-ons (Steve Fromal was the other), he played in five games, scoring 12 points in 18 minutes of action. Three of his four field goals were three-pointers. Extremely active in practice sessions, assigned to guard La Salle's outstanding backcourt players.

Sophomore/Guard  
6-1 / 170  
North Catholic HS  
Philadelphia, PA

PERSONAL: Born 1/23/75. Comey is a product of North Catholic High (Philadelphia) where he starred in basketball (under coach Pete Bilinsky) and soccer. He received the school's Man of the Year award at graduation as well as being named the Philadelphia Catholic League Northern Division's basketball Most Valuable Player in his senior year.

### CAREER STATISTICS - One Season (1993-94)

YEAR	G/CS	/ -- TOTAL -- /		/ -- 3 PT -- /		FT/FTA	FT%	PTS	AVG	OFF REB	DEF REB	TOT REB	AVG	PF/D	AST	TO	BLK	STL	MIN
		FG/FGA	FG%	FG/FGA	FG%														
TOTALS	5/0	4/9	.445	3/6	5/0	1/2	.500	12	2.4	0	1	1	2	1/0	0	2	0	1	18

# 10 - Steve FROMAL

RETURNING  
LETTERWINNER



1993-94: Steve saw service in 15 games as point-guard backup, and started his varsity career with a three-pointer against Illinois. During the season, he handed out 11 assists in 52 minutes. He was one of two walk-ons (Matt Comey was the other) whose value was shown in all-out performances in daily practices.

Sophomore/Guard  
6-1 / 170  
Ridley HS  
Folsom, PA

PERSONAL: Born 2/8/75. . .Co-Most Valuable Player in Central League in suburban Philadelphia, averaging 15 points a game from his point guard position at Ridley High under coach John DiGregorio. . .Steve has played considerable summer ball to improve his game for Division I competition. He is the son of Curt Fromal, a member of La Salle University's Hall of Athletes who played at the school between 1961 and 1965, and was an Explorers' assistant coach under Tom Gola from 1968 to 1970.

## CAREER STATISTICS - One Season (1993-94)

YEAR	G/GS	/--- TOTAL ---/		/ --- 3 PT ---/		FT/FTA	FT%	PTS	AVG	OFF REB	DEF REB	TOT REB	AVG	PF/D	AST	TO	BLK	STL	MIN
		FG/FGA	FG%	FG/FGA	FG%														
TOTALS	15/0	3/7	.429	1/3	.333	0/3	.000	7	.5	1	4	5	.3	3/0	11	5	0	0	52

# 42 - Mike MELCHIONNI

RETURNING  
LETTERWINNER



1993-94: Mike played in nine games, scoring four points each against Illinois and Richmond. He filled a role as a valuable practice player with coach Speedy Morris' troops.

Junior/Forward  
6-6 / 205  
Bishop Eustace  
Indian Mills, NJ

1992-93: Melchionni played in 11 games hitting four field goals, including three from three-point range.

PERSONAL: Born 5/12/74. A cousin of the four brothers who made the name famous - Billy (Villanova, Philadelphia 76ers, New Jersey Nets), Gary (Duke, Phoenix Suns), Bob and Tom (Villanova). A three-year starter under Bill Lange at Eustace, Mike's shooting and rebounding were instrumental in helping the Crusaders capture two South Jersey Group B titles. He was named South Jersey's Unsung Hero after his senior season.

## CAREER STATISTICS - Two Seasons (1992-94)

YEAR	G/GS	/--- TOTAL ---/		/ --- 3 PT ---/		FT/FTA	FT%	PTS	AVG	OFF REB	DEF REB	TOT REB	AVG	PF/D	AST	TO	BLK	STL	MIN
		FG/FGA	FG%	FG/FGA	FG%														
1992-93	11/0	4/15	.267	3/13	.231	0/0	.000	11	1.0	1	4	5	.5	4/0	1	2	2	2	31
1993-94	9/0	3/15	.200	1/5	.200	5/7	.714	12	1.3	5	2	7	.8	7/0	4	7	0	1	27
TOTALS	20/0	7/30	.233	4/18	.222	5/7	.714	23	1.2	6	6	12	.6	11/0	5	9	2	3	58



# 41 - Brian FLICKINGER

NEWCOMER



PERSONAL: Born: 10/12/75. . .Statistics of 15.5 points, eight rebounds and two assists per game at Zionsville High (under coach Dave Sollman) point out Flickinger's versatility. His shooting ability comes through with a field-goal percentage of 62.4% (136 for 218). At the foul line, he shot 68.5% (50 for 73). . .Brian is an honors student with a 3.7 (out of 4.0) GPA . . .Flickinger played AAU for four seasons under George Irvine, Indiana Pacers' VP.

Freshman/Forward  
6-9 / 206  
Zionsville HS  
Zionsville, IN

# 20 - Mike GIZZI

NEWCOMER




PERSONAL: Born 9/16/75...Playing wing guard, Mike earned second team All-City honors under coach John McArdle at Chestnut Hill Academy...CHA also produced Paul Burke, La Salle senior guard... Gizzi finished his high school career with 1,346 points, just 17 short of Burke's school record...In Gizzi's senior year, he averaged 19.9 points, nine rebounds, 3.1 steals and 2.3 assists...Played linebacker and was a punter while playing football at Chestnut Hill Academy, and participated in the 20th annual Daily News-Eagles All-Star game.

Freshman/Guard  
6-4 / 204  
Chestnut Hill Acad.  
Philadelphia, PA

# 0 - Olof LANDGREN

NEWCOMER



PERSONAL: Born: 7/3/74. . .Olof was the captain and leading scorer (21 points per game) on the Swedish Junior National team. He is a graduate of Thorildspan High, in Stockholm, of which Jarfalla is a suburb. . .An inside player when he started in club ball at 15, Landgren has worked at becoming an all-around offensive performer.. .According to former La Salle player Joe DiCocco, now a coach in Sweden: "He's been the best player in his age group for the last four or five years. . .He understands the game well." . . .

Freshman/Forward  
6-9 / 220  
Thorildspan  
Jarfalla, Sweden

Olof has a brother, Erik, on the volleyball team at the University of Hawaii.

# 1994-95 ROSTER

(alphabetical)

No.	Name	Pos.	Cl.	Age	Ht.	Wt.	High School/Hometown
23	*Paul Burke	G	Sr.	22	6-1	195	Chestnut Hill Academy/Wyncote, PA
55	*Everett Catlin	F	So.	19	6-6	232	Dover/Dover, DE
25	*Matt Comey	G	So.	19	6-1	170	North Catholic/Philadelphia, PA
41	Brian Flickinger	F	Fr.	18	6-9	206	Zionsville/Zionsville, IN
10	*Steve Fromal	G	So.	19	6-1	170	Ridley/Folsom, PA
20	Mike Gizzi	G	Fr.	18	6-4	204	Chestnut Hill Academy//Philadelphia, PA
21	*Romaine Haywood	F	Jr.	21	6-6	205	Atlantic City/Atlantic City, NJ
0	Olof Landgren	F	Fr.	20	6-9	220	Thorilsplans/Jarfalla, Sweden
42	*Mike Melchionni	F	Jr.	20	6-6	205	Bishop Eustace/Indian Mills, NJ
31	*Derick Newton	F	So.	19	6-6	205	Northwestern/Hyattsville, MD
11	*Kareem Townes	G	Sr.	20	6-3	175	Southern/Philadelphia, PA
50	*Jasper Van Teeseling	C	So.	19	6-10	220	Jan Arentz V.W.O./Alkmaar, Netherlands

\*Denotes lettermen (9)

Explorers by Class: Seniors (2), Juniors (2), Sophomores (5), Freshmen (3)

**Head Coach:** William "Speedy" Morris

**Assistants:** Joe Mihalich, Joe Bryant, Rich Prendergast

## La Salle Returning Starters (5)

Name	Pos.	Ht.	Wt.	Hometown	PPG	RPG
Paul Burke	G	6-1	195	Wyncote, PA	13.1	4.0
Romaine Haywood	F	6-6	205	Atlantic City, NJ	10.3	6.5
Derick Newton	G	6-6	205	Hyattsville, MD	5.5	4.1
Kareem Townes	G	6-3	175	Philadelphia, PA	22.9	3.4
Jasper Van Teeseling	C	6-10	220	Alkmaar, Netherlands	5.3	4.3

## Returning Lettermen (4) (other than starters)

Name	Pos.	Ht.	Wt.	Hometown	PPG	RPG
Everett Catlin	F	6-6	232	Dover, DE	0.9	1.1
Matt Comey	G	6-1	170	Philadelphia, PA	2.4	0.2
Steve Fromal	G	6-1	170	Folsom, PA	0.5	0.3
Mike Melchionni	F	6-6	205	Indian Mills, NJ	1.3	0.8

## Newcomers (3)

Name	Pos.	Ht.	Wt.	Hometown
Brian Flickinger	F	6-9	206	Zionsville, IN
Mike Gizzi	G	6-4	205	Philadelphia, PA
Olof Landgren	F	6-9	220	Jarfalla, Sweden

## Starters Lost (None)

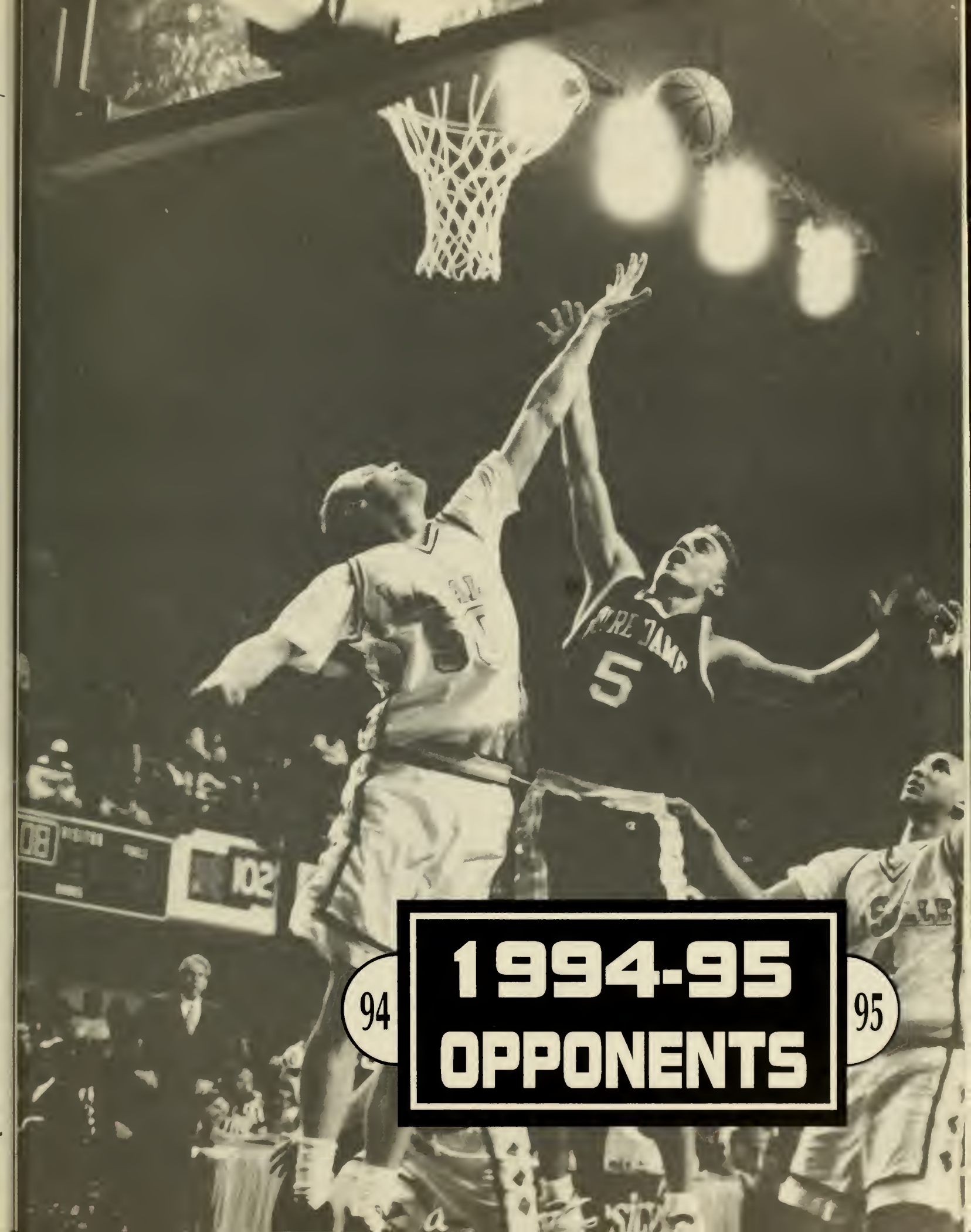
## Other Lettermen Lost (2)

Name	Pos.	Ht.	Wt.	Hometown	PPG	RPG
Quincy Lee	C	6-4	200	Paulsboro, NJ	5.3	4.3
Terquin Mott	F/C	6-8	220	Philadelphia, PA	10.6	6.0

## Numerical Roster

0	Olof Landgren
10	Steve Fromal
11	Kareem Townes
20	Mike Gizzi
21	Romaine Haywood
23	Paul Burke
25	Matt Comey
31	Derick Newton
41	Brian Flickinger
42	Mike Melchionni
50	Jasper Van Teeseling
55	Everett Catlin





94

# 1994-95 OPPONENTS

95

# 1994-95 Opponents

## PRINCETON NOVEMBER 26, 1994 - 7:30 PM JADWIN GYM

### GENERAL INFORMATION

LOCATION: Princeton, NJ  
 ENROLLMENT: 4,500  
 COLORS: Orange and Black  
 NICKNAME: Tigers  
 CONFERENCE: Ivy League  
 HOME ARENA: Jadwin Gymnasium (7,500)  
 PRESS ROW PHONE: (609) 258-2130  
 ATHLETIC DIRECTOR: Gary Walters  
 DIRECTOR, ATHLETIC COMMUNICATIONS: Kurt Kehl  
 MEN'S BASKETBALL CONTACT: Jerry Price  
 OFFICE PHONE: (609) 258-3568  
 HOME PHONE: (609) 586-8104  
 SID MAILING ADDRESS: Room 9, Jadwin Gymnasium, Princeton, NJ 08544-0071

### COACHING STAFF

HEAD COACH: Pete Carril (Lafayette '52)  
 RECORD AT SCHOOL (YEARS): 476-244 (27)  
 CAREER RECORD: 487-256 (28)  
 BASKETBALL OFFICE PHONE: (609) 258-3512  
 BEST TIME TO REACH COACH: Mornings  
 ASSISTANT COACHES: Bill Carmody (Union, '75);  
 Armond Hill (Princeton, '85);  
 Joe Scott (Princeton '87)

1993-94 RECORD: 18-8  
 HOME: 10-1 AWAY: 5-4 NEUTRAL: 3-3  
 1993-94 CONFERENCE RECORD: 11-3  
 1993-94 POST-SEASON RECORD: None  
 STARTERS LOST/RETURNING: 2/3

## CALIFORNIA POLYTECHNIC - SAN LUIS OBISBO DECEMBER 2, 1994 - 8:30 P.M. MetLife Classic - USF MEMORIAL GYMNASIUM

### GENERAL INFORMATION

LOCATION: San Luis Obispo, CA  
 ENROLLMENT: 16,500  
 COLORS: Green and Gold  
 NICKNAME: Mustangs  
 CONFERENCE: American West  
 HOME ARENA: Mott Gymnasium (3,500)  
 PRESS ROW PHONE: (805) 756-2410  
 ATHLETIC DIRECTOR: John McCutcheon  
 SPORTS INFORMATION DIRECTOR: Eric McDowell  
 OFFICE PHONE: (805) 756-6531  
 HOME PHONE: (805) 546-8977  
 ASST. SPORTS INFORMATION DIRECTOR: Jason Sullivan  
 HOME PHONE: (805) 549-0273  
 SID MAILING ADDRESS: Cal Poly State - San Luis Obispo  
 San Luis Obispo, CA 93407

### COACHING STAFF

HEAD COACH: Steve Beason (Emporia Stste '79)  
 RECORD AT SCHOOL (YEARS): 120-96 (8)  
 CAREER RECORD: Same  
 BASKETBALL OFFICE PHONE: (805) 756-2354  
 BEST TIME TO REACH COACH: Noon-3 PM  
 ASSISTANT COACH: Bill Becktel (Cal State Fullerton '80)

1993-94 RECORD: 9-16  
 HOME: 8-5 AWAY: 1-11 NEUTRAL: 0-0  
 1993-94 CONFERENCE RECORD: 3-9  
 1993-94 POST-SEASON RECORD: None  
 STARTERS LOST/RETURNING: 3/2

## LOUISIANA TECH DECEMBER 3, 1994 - 9:00 or 11:00 P.M. MetLife Classic - USF MEMORIAL GYMNASIUM

### GENERAL INFORMATION

LOCATION: Ruston, LA  
 ENROLLMENT: 10,048  
 COLORS: Columbia Blue and Red  
 NICKNAME: Bulldogs  
 CONFERENCE: Sun Belt  
 HOME ARENA: Thomas Assembly Center (8,000)  
 PRESS ROW PHONE: (318) 257-3144  
 ACTING ATHLETIC DIRECTOR: Pat Patterson  
 SPORTS INFORMATION DIRECTOR: Brian McCallum  
 OFFICE PHONE: (318) 257-3124  
 HOME PHONE: (318) 251-9041  
 ASST. SPORTS INFORMATION DIRECTOR: Hank Largin  
 HOME PHONE: (318) 254-0456  
 SID MAILING ADDRESS: Louisiana Tech, Box 3166, T. S. Ruston, LA 71272

### COACHING STAFF

HEAD COACH: Jim Wooldridge (Louisiana Tech, '77)  
 RECORD AT SCHOOL (YEARS): First year  
 CAREER RECORD: 177-88 (9)  
 BASKETBALL OFFICE PHONE: (318) 257-4111  
 BEST TIME TO REACH COACH: 9 AM-11 AM  
 ASSISTANT COACHES: Bo Overton (Oklahoma, '83);  
 Keith Richard (Northeast Louisiana, '83)

1993-94 RECORD: 2-25  
 HOME: 2-10 AWAY: 0-15 NEUTRAL: 0-0  
 1993-94 CONFERENCE RECORD: 0-18  
 1993-94 POST-SEASON RECORD: None  
 STARTERS LOST/RETURNING: 2/3

## SAN FRANCISCO DECEMBER 3, 1994 (POSSIBLE) - 9:00 or 11:00 PM MetLife Classic - USF MEMORIAL GYMNASIUM

### GENERAL INFORMATION

LOCATION: San Francisco, CA  
 ENROLLMENT: 7,500  
 COLORS: Green and Gold  
 NICKNAME: Dons  
 CONFERENCE: West Coast  
 HOME ARENA: Memorial Gymnasium  
 PRESS ROW PHONE: (415) 666-2919  
 ATHLETIC DIRECTOR: Dr. Bill Hogan  
 MEDIA RELATIONS/MARKETING DIRECTOR: Peter Simon  
 OFFICE PHONE: (415) 666-6161  
 HOME PHONE: (415) 875-DONS  
 ASST. SPORTS INFORMATION DIRECTOR: Peter LaFleur  
 SID MAILING ADDRESS: 2130 Fulton St., San Francisco, CA 94117-1080

### COACHING STAFF

HEAD COACH: Jim Brovelli (San Francisco, '64)  
 RECORD AT SCHOOL (YEARS): 121-136 (9)  
 CAREER RECORD: 281-266 (20)  
 BASKETBALL OFFICE PHONE: (415) 666-6950  
 BEST TIME TO REACH COACH: Through Media Relations  
 ASSISTANT COACHES: Cory Russell (Santa Clara, '72); Bill Carr (San Francisco, '88); John Peterson (Cal-Santa Barbara, '91).

1993-94 RECORD: 17-11  
 HOME 10-3 AWAY 5-6 NEUTRAL 2-2  
 1993-94 CONFERENCE RECORD: 8-6  
 1993-94 POST-SEASON RECORD: None  
 STARTERS LOST/RETURNING: 5/0

# 1994-95 Opponents

## HOWARD

DECEMBER 9, 1994 - 7 PM

DR PEPPER CLASSIC - FERRELL CENTER (BAYLOR)

### GENERAL INFORMATION

LOCATION: Washington, DC  
 ENROLLMENT: 11,000  
 COLORS: Navy, White and Red  
 NICKNAME: Bison  
 CONFERENCE: Mid-Eastern Athletic  
 HOME ARENA: Burr Gymnasium (2,700)  
 PRESS ROW PHONE: ???  
 ATHLETIC DIRECTOR: TBA  
 SPORTS INFORMATION DIRECTOR: Edward Hill, Jr.  
 OFFICE PHONE: (202) 806-9200/9203  
 HOME PHONE: (301) 585-9077  
 SID MAILING ADDRESS: 511 Gresham Place NW  
 Washington, DC 20059

### COACHING STAFF

HEAD COACH: Mike McLeese (Elizabeth City State, '74)  
 RECORD AT SCHOOL (YEARS): 1st Year  
 CAREER RECORD: N/A  
 BASKETBALL OFFICE PHONE: (202) 806-7148  
 BEST TIME TO REACH COACH: N/A  
 ASSISTANT COACHES: TBA

1993-94 RECORD: 10-17  
 HOME: 6-4 AWAY: 3-10 NEUTRAL: 1-3  
 1993-94 CONFERENCE RECORD: 7-9  
 1993-94 POST-SEASON RECORD: None  
 STARTERS LOST/RETURNING: 0/5

## SAMFORD

DECEMBER 10, 1994 (POSSIBLE) - 7:00 OR 9:00 PM  
 DR PEPPER CLASSIC - FERRELL CENTER (BAYLOR)

### GENERAL INFORMATION

LOCATION: Birmingham, AL  
 ENROLLMENT: 4,443  
 COLORS: Red and Blue  
 NICKNAME: Bulldogs  
 CONFERENCE: Trans America  
 HOME ARENA: Seibert Hall (4,000)  
 PRESS ROW PHONE: (205) 870-2799  
 ATHLETIC DIRECTOR: Steve Allgood  
 SPORTS INFORMATION DIRECTOR: Riley Adair  
 OFFICE PHONE: (205) 870-2799  
 HOME PHONE: (205) 979-5418  
 SID MAILING ADDRESS: Samford University, Birmingham, AL 35229

### COACHING STAFF

HEAD COACH: John Brady (Belhaven, '76)  
 RECORD AT SCHOOL (YEARS): 38-46 (3)  
 CAREER RECORD: 38-46 (3)  
 BASKETBALL OFFICE PHONE: (205) 870-2920  
 BEST TIME TO REACH COACH: Mornings  
 ASSISTANT COACHES: Jimmy Tillette (Our Lady of Holy Cross, '75);  
 Paul Wilson (Idaho, '88);  
 Mike Morris (Alabama-Huntsville, '91)

1993-94 RECORD: 10 18  
 HOME: 6-5 AWAY: 1-12 NEUTRAL: 3-1  
 1993-94 CONFERENCE RECORD: 4 12  
 1993-94 POST-SEASON RECORD: None  
 STARTERS LOST/RETURNING: 2/3

## BAYLOR

DECEMBER 10, 1994 (POSSIBLE) - 7:00 OR 9:00 PM

DR PEPPER CLASSIC - FERRELL CENTER

### GENERAL INFORMATION

LOCATION: Waco, Texas  
 ENROLLMENT: 12,000  
 COLORS: Green and Gold  
 NICKNAME: Bears  
 CONFERENCE: Southwest  
 HOME ARENA: The Ferrell Center  
 PRESS ROW PHONE: (817) 755-3955  
 ATHLETIC DIRECTOR: Dr. Dick Ellis  
 SPORTS INFORMATION DIRECTOR: Maxey Parrish  
 OFFICE PHONE: (817) 755-2743  
 ASST. SPORTS INFORMATION DIRECTOR: Tommy Newsom  
 OFFICE PHONE: (817) 755-3066  
 HOME PHONE: (817) 741-9213  
 SID MAILING ADDRESS: Baylor University, 3031 Dutton ave.,  
 Waco, TX 76711

### COACHING STAFF

HEAD COACH: Darrel Johnson  
 RECORD AT SCHOOL (YEARS): 32-22 (2)  
 CAREER RECORD: 191-99 (9)  
 BASKETBALL OFFICE PHONE: (817) 755-3947  
 BEST TIME TO REACH COACH: Mornings  
 ASSISTANT COACHES: Harry Miller (Texas Lutheran '74);  
 Brad Autry (NW Oklahoma State '91)

1993-94 RECORD: 16-11  
 HOME: 11-3 AWAY: 5-7 NEUTRAL: 0-1  
 1993-94 CONFERENCE RECORD: 7-7  
 1993-94 POST-SEASON RECORD: None  
 STARTERS LOST/RETURNING: 0/5

## ARIZONA

DECEMBER 12, 1994 - 9:30 PM  
 McKALE CENTER

### GENERAL INFORMATION

LOCATION: Tucson, AZ  
 ENROLLMENT: 35,100  
 COLORS: Cardinal and Navy  
 NICKNAME: Wildcats  
 CONFERENCE: Pacific-10  
 HOME ARENA: McKale Center (14,140)  
 PRESS ROW PHONE: (602) 621-4334  
 ATHLETIC DIRECTOR: Jim Livengood  
 SPORTS INFORMATION DIRECTOR: Butch Henry  
 OFFICE PHONE: (602) 621-4163  
 HOME PHONE: (602) 885-1452  
 ASST. SPORTS INFORMATION DIRECTOR: David Hirsch  
 HOME PHONE: (602) 290-4896  
 SID MAILING ADDRESS: University of Arizona, 229 McKale  
 Center, Tucson, AZ 85721

### COACHING STAFF

HEAD COACH: Lute Olson (Augsburg, '56)  
 RECORD AT SCHOOL (YEARS): 267-86 (11)  
 CAREER RECORD: 458-179 (21)  
 BASKETBALL OFFICE PHONE: (602) 621-4813  
 BEST TIME TO REACH COACH: 9 AM-11 AM  
 ASSISTANT COACHES: Jessie Evans (Eastern Michigan, '72);  
 Jim Rosborough, (Iowa, '66); Phil  
 Johnson (East Central, '81).

1993-94 RECORD: 29 6  
 HOME: 14 1 AWAY: 8-3 NEUTRAL: 7 2  
 1993-94 CONFERENCE RECORD: 14 4  
 1993-94 POST-SEASON RECORD: 4 1  
 STARTERS LOST/RETURNING: 1/4

# 1994-95 Opponents

## MARYLAND DECEMBER 27, 1994 - 8:00 PM COLE FIELD HOUSE

### GENERAL INFORMATION

LOCATION: College Park, MD  
 ENROLLMENT: 21,799  
 COLORS: Red, White, Black and Gold  
 NICKNAME: Terrapins (Terps)  
 CONFERENCE: Atlantic Coast  
 HOME ARENA: Cole Field House (14,500)  
 PRESS ROW PHONE: (301) 314-8624  
 ATHLETIC DIRECTOR: Debbie Yow  
 SPORTS INFORMATION DIRECTOR: Herb Hartnett  
 OFFICE PHONE: (301) 314-7065  
 HOME PHONE: (301) 730-8824  
 ASST. SPORTS INFORMATION DIRECTOR: Chuck Walsh  
 HOME PHONE: (301) 890-9671  
 SID MAILING ADDRESS: University of Maryland, PO Box 295,  
 College Park, MD 20741

### COACHING STAFF

HEAD COACH: Gary Williams (Maryland, '68)  
 RECORD AT SCHOOL (YEARS): 79-69  
 CAREER RECORD: 286-197  
 BASKETBALL OFFICE PHONE: (301) 314-7029  
 BEST TIME TO REACH COACH: Through Sports Information  
 ASSISTANT COACHES: Billy Hahn (Maryland, '75);  
 Art Perry (Rutgers, '75);  
 Jimmy Patsos (Catholic U., '89)

1993-94 RECORD: 18-12  
 HOME: 10-3 AWAY: 4-5 NEUTRAL: 4-4  
 1993-94 CONFERENCE RECORD: 8-8  
 1993-94 POST-SEASON RECORD: 2-1 (NCAA)  
 STARTERS LOST/RETURNING: 0/5

## MOUNT SAINT MARY'S DECEMBER 30, 1994 - 7:30 PM KNOTT ARENA

### GENERAL INFORMATION

LOCATION: Emmitsburg, MD  
 ENROLLMENT: 1,400  
 COLORS: Blue and White  
 NICKNAME: Mountaineers  
 CONFERENCE: Northeast  
 HOME ARENA: Knott Arena (3,500)  
 PRESS ROW PHONE: (301) 447-3286  
 ATHLETIC DIRECTOR: TBA  
 SPORTS INFORMATION DIRECTOR: Eric Kloiber  
 OFFICE PHONE: (301) 447-5384  
 HOME PHONE: TBA  
 ASST. SPORTS INFORMATION DIRECTOR: Bill Berger  
 SID MAILING ADDRESS: Mount St. Mary's College  
 Emmitsburg, MD 21727

### COACHING STAFF

HEAD COACH: Jim Phelan (La Salle, '51)  
 RECORD AT SCHOOL (YEARS): 720-379 (40)  
 CAREER RECORD: 720-379 (40)  
 BASKETBALL OFFICE PHONE: (301) 447-5387  
 BEST TIME TO REACH COACH: 9 AM-Noon  
 ASSISTANT COACHES: Bob Flynn (Mt. St. Mary's, '79);  
 Don Anderson (Franklin & Marshall, '82)

1993-94 RECORD: 14-14  
 HOME: 9-5 AWAY: 5-9 NEUTRAL: 0-0  
 1993-94 CONFERENCE RECORD: 9-9  
 1993-94 POST-SEASON RECORD: None  
 STARTERS LOST/RETURNING: 0/5

## ILLINOIS-CHICAGO JANUARY 5, 1995 - 7:30 PM PHILADELPHIA CIVIC CENTER

### GENERAL INFORMATION

LOCATION: Chicago, IL  
 ENROLLMENT: 23,482  
 COLORS: Indigo and Flame  
 NICKNAME: Flames  
 CONFERENCE: Midwestern Collegiate  
 HOME ARENA: UIC Pavilion (8,000)  
 PRESS ROW PHONE: (312) 413-5712  
 ATHLETIC DIRECTOR: Tom Russo  
 SPORTS INFORMATION DIRECTOR: Anne Schoenherr  
 OFFICE PHONE: (312) 996-5880  
 HOME PHONE: (312) 455-0331  
 ASST. SPORTS INFORMATION DIRECTOR: Bob Artman  
 SID MAILING ADDRESS: University of Illinois-Chicago  
 400 S. Peoria, Room 2250, Chicago, IL  
 60607-7035

### COACHING STAFF

HEAD COACH: Bob Hallberg (Chicago State, '66)  
 RECORD AT SCHOOL (YEARS): 105-102 (7)  
 CAREER RECORD: 456-247 (23)  
 BASKETBALL OFFICE PHONE: (312) 996-8690  
 BEST TIME TO REACH COACH: Mornings  
 ASSISTANT COACHES: Denny Wills (St. Xavier, '75); Barry  
 Shaw (Chicago State, '83); Robert  
 Johnson (Illinois-Chicago, '94)

1993-94 RECORD: 20-9  
 HOME: 10-2 AWAY: 7-6 NEUTRAL: 3-1  
 1993-94 CONFERENCE RECORD: 14-4  
 1993-94 POST-SEASON RECORD: None  
 STARTERS LOST/RETURNING: 3/2

## MASSACHUSETTS JANUARY 7, 1995 - 6:45 PM ATLANTIC CITY CONVENTION CENTER

### GENERAL INFORMATION

LOCATION: Amherst, MA  
 ENROLLMENT: 23,028  
 COLORS: Maroon and White  
 NICKNAME: Minutemen; UMASS  
 CONFERENCE: Atlantic 10  
 HOME ARENA: William D. Mullins Center (9,493)  
 PRESS ROW PHONE: (413) 545-3550  
 ATHLETIC DIRECTOR: Bob Marcum  
 SPORTS INFORMATION DIRECTOR: Bill Strickland  
 OFFICE PHONE: (413) 545-2439  
 HOME PHONE: (413) 665-0551  
 ASST. SPORTS INFORMATION DIRECTOR: Lamar Chance  
 HOME PHONE: (413) 546-1038  
 SID MAILING ADDRESS: University of Massachusetts,  
 255A Boyden Bldg., Amherst, MA 01003

### COACHING STAFF

HEAD COACH: John Calipari  
 RECORD AT SCHOOL (YEARS): 129-64 (6)  
 CAREER RECORD: 129-64 (6)  
 BASKETBALL OFFICE PHONE: (413) 545-2610  
 BEST TIME TO REACH COACH: Mornings  
 ASSISTANT COACHES: Bill Bayno (Sacred Heart, '85);  
 James "Bruiser" Flint (St. Joseph's, '87);  
 John Robic (Denison, '85)

1993-94 RECORD: 28-7  
 HOME: 14-0 AWAY: 8-4 NEUTRAL: 6-3  
 1993-94 CONFERENCE RECORD: 14-2  
 1993-94 POST-SEASON RECORD: 1-1  
 STARTERS LOST/RETURNING: 0/5

# 1994-95 Opponents

## WRIGHT STATE

**JANUARY 12, 1996 - 7:35 PM  
ERVIN J. NUTTER CENTER**

**FEBRUARY 11, 1996 - 4:30 PM  
THE PALESTRA**

### GENERAL INFORMATION

LOCATION: Dayton, OH  
ENROLLMENT: 17,657  
COLORS: Hunter Green and Gold  
NICKNAME: Raiders  
CONFERENCE: Midwestern Collegiate  
HOME ARENA: Ervin J. Nutter Center  
PRESS ROW PHONE: (513) 873-4687  
ATHLETIC DIRECTOR: Dr. Michael J. Cusack  
SPORTS INFORMATION DIRECTOR: Robert J. Noss  
OFFICE PHONE: (513) 873-2816  
HOME PHONE: (513) 438-8665  
ASST. SPORTS INFORMATION DIRECTOR: Matt Zircher  
SID MAILING ADDRESS: Wright State University,  
Dayton, OH 45435

### COACHING STAFF

HEAD COACH: Ralph Underhill (Tennessee Tech, '64)  
RECORD AT SCHOOL (YEARS): 329-132 (16)  
CAREER RECORD: 622-222 (31)  
BASKETBALL OFFICE PHONE: N/A  
BEST TIME TO REACH COACH: Mon. to Fri., 1-2 PM  
ASSISTANT COACHES: Jim Brown (Dayton, '66);  
Jack Butler (Weestern Kentucky '66);  
Jim Ehler (Miami of Ohio, '50)

1993-94 RECORD: 12-18  
HOME: 7-7 AWAY: 5-8 NEUTRAL: 0-3  
1993-94 CONFERENCE RECORD: 9-9  
1993-94 POST-SEASON RECORD: None  
STARTERS LOST/RETURNING: 3/2

## XAVIER

**JANUARY 14, 1996 - 8:00 PM  
CINCINNATI GARDENS**

**FEBRUARY 9, 1996 - 7:30 PM  
PHILADELPHIA CIVIC CENTER**

### GENERAL INFORMATION

LOCATION: Cincinnati, OH  
ENROLLMENT: 6,373  
COLORS: Blue and White  
NICKNAME: Musketeers  
CONFERENCE: Midwestern Collegiate  
HOME ARENA: Cincinnati Gardens (10,400)  
PRESS ROW PHONE: (513) 531-1450  
ATHLETIC DIRECTOR: Jeff Fogelson  
SPORTS INFORMATION DIRECTOR: Tom Eiser  
OFFICE PHONE: (513) 745-3416  
HOME PHONE: (513) 561-1928  
SID MAILING ADDRESS: 3800 Victory Parkway, Cincinnati, OH 45207

### COACHING STAFF

HEAD COACH: Skip Prosser (Merchant Marine Academy, '72)  
RECORD AT SCHOOL (YEARS): First year  
CAREER RECORD: 17-13 (1)  
BASKETBALL OFFICE PHONE: (513) 745-3417  
BEST TIME TO REACH COACH: Through SID (10 AM-2 PM)  
ASSISTANT COACHES: Jeff Battle (Marshall, '85);  
Mark Schmidt (Boston College, '85);  
Dave Wojcik (Loyola (Md.), '91)

1993-94 RECORD: 22-8  
HOME: 14-2 AWAY: 8-5 NEUTRAL: 0-1  
1993-94 CONFERENCE RECORD: 8-2  
1993-94 POST-SEASON RECORD: 2-1 (NIT)  
STARTERS LOST/RETURNING: 3/2

## PENNSYLVANIA

**JANUARY 17, 1995 - 7:00 PM  
THE PALESTRA**

### GENERAL INFORMATION

LOCATION: Philadelphia, PA  
ENROLLMENT: 9,300  
COLORS: Red and Blue  
NICKNAME: Quakers  
CONFERENCE: Ivy League  
HOME ARENA: The Palestra (8,700)  
PRESS ROW PHONE: (215) 898-6159  
ATHLETIC DIRECTOR: Steve Bilsky  
DIRECTOR, ATHLETIC COMMUNICATIONS: Brad Hurlbut  
OFFICE PHONE: (215) 898-6128  
HOME PHONE: (215) 232-3401  
DIRECTOR, MEDIA RELATIONS: Gail Stasulli  
HOME PHONE: (609) 858-3947  
SID MAILING ADDRESS: 235 S. 33rd St., Weightman Hall,  
University of Pennsylvania,  
Philadelphia, PA 19104

### COACHING STAFF

HEAD COACH: Fran Dunphy (La Salle '70)  
RECORD AT SCHOOL (YEARS): 84-49 (5)  
CAREER RECORD: 59-46 (4)  
BASKETBALL OFFICE PHONE: (215) 898-6141  
BEST TIME TO REACH COACH: 11 AM to 2 PM  
ASSISTANT COACHES: Fran O'Hanlon (Villanova '70),  
Gil Jackson (Elizabethtown '69),  
Steve Donahue (Ursinus '84)

### TEAM OUTLOOK

1993-94 RECORD: 25-3  
HOME: 10-0 AWAY: 11-2 NEUTRAL: 4-1  
1993-94 CONFERENCE RECORD: 14-0  
1993-94 POST-SEASON RECORD: 1-1 (NCAA)  
STARTERS LOST/RETURNING: 1/4

## CLEVELAND STATE

**JANUARY 19, 1996 - 7:30 PM  
PHILADELPHIA CIVIC CENTER**

**FEBRUARY 16, 1996 7:05 PM  
CSU CONVOCATION CENTER**

### GENERAL INFORMATION

LOCATION: Cleveland, OH  
ENROLLMENT: 18,199  
COLORS: Forest Green and White  
NICKNAME: Vikings  
CONFERENCE: Midwestern Collegiate  
HOME ARENA: CSU Convocation Center (13,610)  
PRESS ROW PHONE: (216) 687-4819  
ATHLETIC DIRECTOR: John Konstantinos  
SPORTS INFORMATION DIRECTOR: Rick Love  
OFFICE PHONE: (216) 687-2094  
HOME PHONE: (216) 886-6565  
SID MAILING ADDRESS: Cleveland State University,  
Convocation Center, 2000 Prospect ave.,  
Cleveland, OH 44115

### COACHING STAFF

HEAD COACH: Mike Boyd (Northern Michigan, '70)  
RECORD AT SCHOOL (YEARS): 64-50 (4)  
CAREER RECORD: 64-50 (4)  
BASKETBALL OFFICE PHONE: (216) 687-5123  
BEST TIME TO REACH COACH: 8 AM - 5 PM  
ASSISTANT COACHES: Shawn Hood (Cleveland State, '88);  
Dave Balza (Michigan, '91)

1993-94 RECORD: 14-15  
HOME: 8-6 AWAY: 5-7 NEUTRAL: 1-2  
1993-94 CONFERENCE RECORD: 9-9  
1993-94 POST-SEASON RECORD: None  
STARTERS LOST/RETURNING: 1/4

# 1994-95 Opponents

## DETROIT

**JANUARY 21, 1995 - 7:30 PM  
PHILADELPHIA CIVIC CENTER**

**FEBRUARY 18, 1995 - 4 PM  
CALIHAN HALL**

### GENERAL INFORMATION

LOCATION: Detroit, MI  
ENROLLMENT: 7,800  
COLORS: Red, White and Blue  
NICKNAME: Titans  
CONFERENCE: Midwestern Collegiate  
HOME ARENA: Calihan Hall (8,837)  
PRESS ROW PHONE: (313) 933-1750  
ATHLETIC DIRECTOR: Brad Kinsman  
SPORTS INFORMATION DIRECTOR: Mark Engel  
OFFICE PHONE: (313) 993-1745  
HOME PHONE: (810) 979-1779  
ASST. SPORTS INFORMATION DIRECTOR: Ken Lasky  
HOME PHONE: (810) 399-2057  
SID MAILING ADDRESS: 4001 W. McNichols, Detroit, MI 48221

### COACHING STAFF

HEAD COACH: Perry Watson (Eastern Michigan '72)  
RECORD AT SCHOOL (YEARS): 16-13 (1)  
CAREER RECORD: 16-13 (1)  
BASKETBALL OFFICE PHONE: (313) 933-1731  
BEST TIME TO REACH COACH: 10 AM-Noon  
ASSISTANT COACHES: Benny White (Michigan State '78),  
Troy Amaris (St. John's MN '86),  
Mickey Barrett (Xavier '90)

1993-94 RECORD: 16-13  
HOME: 10-2 AWAY: 1-9 NEUTRAL: 5-2  
1993-94 CONFERENCE RECORD: 5-5 (4th)  
1993-94 POST-SEASON RECORD: None  
STARTERS LOST/RETURNING: 2/3

## ST. JOSEPH'S

**JANUARY 23, 1995 - 7 PM  
PHILADELPHIA CIVIC CENTER**

### GENERAL INFORMATION

LOCATION: Philadelphia, PA  
ENROLLMENT: 2,475  
COLORS: Crimson and Gray  
NICKNAME: Hawks  
CONFERENCE: Atlantic 10  
HOME ARENA: Alumni Memorial Fieldhouse (3,200)  
PRESS ROW PHONE: (215) 660-2599  
ATHLETIC DIRECTOR: D. J. DiJulia  
SPORTS INFORMATION DIRECTOR: Ken Krsolovic  
OFFICE PHONE: (215) 660-1704  
HOME PHONE: (215) 853-2195  
ASST. SPORTS INFORMATION DIRECTOR: Larry Dougherty  
HOME PHONE: (215) 352-7997  
SID MAILING ADDRESS: 5600 City Line, Philadelphia, PA, 19131

### COACHING STAFF

HEAD COACH: John Griffin (St. Joseph's '78)  
RECORD AT SCHOOL (YEARS): 58-57 (4)  
CAREER RECORD: 128-101 (8)  
BASKETBALL OFFICE PHONE: (215) 660-1706  
BEST TIME TO REACH COACH: Mornings  
ASSISTANT COACHES: Phil Martelli (Widener '76);  
Geoff Arnold (St. Joseph's '86);  
Matt Brady (Siena, '87)

1993-94 RECORD: 14-14  
HOME: 8-3 AWAY: 5-8 NEUTRAL: 1-3  
1993-94 CONFERENCE RECORD: 5-11  
1993-94 POST-SEASON RECORD: None  
STARTERS LOST/RETURNING: 1/4

## BUTLER

**JANUARY 26, 1995 - 7:30 PM  
HINKLE FIELDHOUSE**

### GENERAL INFORMATION

LOCATION: Indianapolis, IN  
ENROLLMENT: 4,200  
COLORS: Blue and White  
NICKNAME: Bulldogs  
CONFERENCE: Midwestern Collegiate  
HOME ARENA: Hinkle Fieldhouse (11,043)  
PRESS ROW PHONE: (317) 283-9817  
ATHLETIC DIRECTOR: John Parry  
SPORTS INFORMATION DIRECTOR: Jim McGrath  
OFFICE PHONE: (317) 283-9671  
HOME PHONE: (317) 842-5940  
ASST. SPORTS INFORMATION DIRECTOR: Lori Montgomery  
SID MAILING ADDRESS: Hinkle Fieldhouse, Butler University  
Indianapolis, IN 46208

### COACHING STAFF

HEAD COACH: Barry Collier (Butler, '76)  
RECORD AT SCHOOL (YEARS): 72-73 (5)  
CAREER RECORD: 72-73 (5)  
BASKETBALL OFFICE PHONE: (317) 283-9377  
BEST TIME TO REACH COACH: 9:30 AM-10:30 (Monday,  
Wednesday, Friday)  
ASSISTANT COACHES: Jay John (Arizona '81)  
Ed Kelly (Stanford, '89)

### TEAM OUTLOOK

1993-94 RECORD: 16-13  
HOME: 11-3 AWAY: 5-8 NEUTRAL: 0-2  
1993-94 CONFERENCE RECORD: 6-4  
1993-94 POST-SEASON RECORD: None

## WISCONSIN - GREEN BAY

**JANUARY 28, 1995 - 2:00 PM  
BROWN COUNTY ARENA**

### GENERAL INFORMATION

LOCATION: Green Bay, WI  
ENROLLMENT: 5,000  
COLORS: Red, Green and White  
NICKNAME: Phoenix  
CONFERENCE: Midwestern Collegiate  
HOME ARENA: Brown County Arena (5,600)  
PRESS ROW PHONE: (414) 494-0711  
ATHLETIC DIRECTOR: Otis Chambers  
SPORTS INFORMATION DIRECTOR: Sue Bodilly  
OFFICE PHONE: (414) 465-2145  
HOME PHONE: N/A  
ASST. SPORTS INFORMATION DIRECTOR: Shane Kohl  
HOME PHONE: (414) 465-2498  
SID MAILING ADDRESS: Phoenix Sports Center  
Green Bay, WI 54311-7001

### COACHING STAFF

HEAD COACH: Dick Bennett  
RECORD AT SCHOOL (YEARS): 165-101 (9)  
CAREER RECORD: 339-179 (18)  
BASKETBALL OFFICE PHONE: N/A  
BEST TIME TO REACH COACH: N/A  
ASSISTANT COACHES: Mike Heideman, UW-LaCrosse, '71);  
Steve Swan (UW-Eau Claire, '76);  
Woody Wilson (UW-Oshkosh, '65)

1993-94 RECORD: 27-7  
HOME: 12-1 AWAY: 9-3 NEUTRAL: 6-3  
1993-94 CONFERENCE RECORD: 15-3  
1993-94 POST-SEASON RECORD: 1-1 (NCAA)  
STARTERS LOST/RETURNING: 2/3



# 1994-95 Opponents

## LOYOLA CHICAGO FEBRUARY 4, 1995 - 7:30 pm PHILADELPHIA CIVIC CENTER

LOCATION: Chicago, IL  
 ENROLLMENT: 15,886  
 COLORS: Maroon and Gold  
 NICKNAME: Ramblers  
 CONFERENCE: Midwest Collegiate  
 HOME ARENA: Alumni Gym (2,975)  
 PRESS ROW PHONE: (312) 274-3550  
 ATHLETIC DIRECTOR: Chuck Schwarz  
 SPORTS INFORMATION DIRECTOR: Ian Solomon  
 OFFICE PHONE: (312) 508-2575  
 HOME PHONE: (312) 508-9548  
 ASST. SPORTS INFORMATION DIRECTOR: Tim Fisher  
 SID MAILING ADDRESS: Alumni Gym, 6525 N. Sheridan Rd., Chicago, IL 60626

### COACHING STAFF

HEAD COACH: Ken Burmeister (St. Mary's, San Antonio, '70); First year  
 RECORD AT SCHOOL (YEARS): 72-44 (4)  
 CAREER RECORD: 72-44 (4)  
 BASKETBALL OFFICE PHONE: (312) 508-2564  
 BEST TIME TO REACH COACH: Afternoons  
 ASSISTANT COACHES: Jay Eck (Xavier, '73); Lynn Mitchem (Butler, '83); David Adelman (Pittsburgh, '94)

1993-94 RECORD: 8-19  
 HOME: 5-7 AWAY: 3-12 NEUTRAL: 0-0  
 1993-94 CONFERENCE RECORD: 1-9  
 1993-94 POST-SEASON RECORD: None  
 STARTERS LOST/RETURNING: 2/3

## TEMPLE FEBRUARY 7, 1995 - 7 PM MC GONIGLE HALL

### GENERAL INFORMATION

LOCATION: Philadelphia, PA  
 ENROLLMENT: 32,000  
 COLORS: Cherry and White  
 NICKNAME: Owls  
 CONFERENCE: Atlantic 10  
 HOME ARENA: McGonigle Hall (3,900)  
 PRESS ROW PHONE: (215) 204-7445  
 ATHLETIC DIRECTOR: R. C. Johnson  
 SPORTS INFORMATION DIRECTOR: Al Shrier  
 OFFICE PHONE: (215) 204-7445  
 HOME PHONE: (215) 561-5656  
 ASSOCIATE, SPORTS INFORMATION DIR.: Gerry Emig  
 HOME PHONE: (215) 245-5755  
 SID MAILING ADDRESS: Temple University, McGonigle Hall, Philadelphia, PA 19122

### COACHING STAFF

HEAD COACH: John Chaney (Bethune-Cookman, '55) 276-105 (12)  
 RECORD AT SCHOOL (YEARS): 276-105 (12)  
 CAREER RECORD: 501-164 (22)  
 BASKETBALL OFFICE PHONE: (215) 204-7443  
 BEST TIME TO REACH COACH: Contact SID Office  
 ASSISTANT COACHES: Jim Maloney (Niagara '59), Dean Demopoulos (West Chester '77)

1993-94 RECORD: 23-8  
 HOME: 9-2 AWAY: 7-4 NEUTRAL: 7-2  
 1993-94 CONFERENCE RECORD: 12-4  
 1993-94 POST-SEASON RECORD: 1-1 (NCAA)  
 STARTERS LOST/RETURNING: 2/3

## NORTHERN ILLINOIS FEBRUARY 22, 1995 - 8:00 PM CHICK EVANS FIELD HOUSE

### GENERAL INFORMATION

LOCATION: DeKalb, IL  
 ENROLLMENT: 23,177  
 COLORS: Cardinal and Black  
 NICKNAME: Huskies  
 CONFERENCE: Midwest Collegiate  
 HOME ARENA: Chick Evans Field House (6,044)  
 PRESS ROW PHONE: (815) 753-0628  
 ATHLETIC DIRECTOR: Cary Groth  
 SPORTS INFORMATION DIRECTOR: Mike Korcek  
 OFFICE PHONE: (815) 753-1706  
 HOME PHONE: (815) 758-1238  
 ASST. SPORTS INFORMATION DIRECTOR: Steve Nemeth  
 HOME PHONE: (815) 758-6442  
 SID MAILING ADDRESS: Northern Illinois University, Chick Evans Field House 112, DeKalb, IL 60115-2854C

### COACHING STAFF

HEAD COACH: Brian Hammel (Bentley, '75) 36-46 (3)  
 RECORD AT SCHOOL (YEARS): 127-116 (10)  
 CAREER RECORD: 127-116 (10)  
 BASKETBALL OFFICE PHONE: (815) 753-1633  
 BEST TIME TO REACH COACH: 10 AM-11 AM  
 ASSISTANT COACHES: Sam Dixon (Wooster, '79); Scott Duncan (Wooster, '78); Jeff Strohm (Eastern Illinois, '88)

1993-94 RECORD: 10-17  
 HOME: 8-5 AWAY: 2-11 NEUTRAL: 0-1  
 1993-94 CONFERENCE RECORD: 7-11  
 1993-94 POST-SEASON RECORD: None  
 STARTERS LOST/RETURNING: 1/4

## WISCONSIN-MILWAUKEE FEBRUARY 25, 1995 - 7:30 PM PHILADELPHIA CIVIC CENTER

### GENERAL INFORMATION

LOCATION: Milwaukee, WI  
 ENROLLMENT: 23,500  
 COLORS: Black and Gold  
 NICKNAME: Panthers  
 CONFERENCE: Midwest Collegiate  
 HOME ARENA: MECCA Arena (11,052)  
 PRESS ROW PHONE: (414) 273-3807  
 ATHLETIC DIRECTOR: Bud Haidet  
 SPORTS INFORMATION DIRECTOR: Paul Helgren  
 OFFICE PHONE: (414) 229-5674 (4593)  
 HOME PHONE: (414) 483-0383  
 ASST. SPORTS INFORMATION DIRECTOR: Rocco Gasparo  
 HOME PHONE: ???  
 SID MAILING ADDRESS: University of Wisconsin-Milwaukee, 3415 N. Downer, Milwaukee, WI 53201

### COACHING STAFF

HEAD COACH: Steve Antrim (Pepperdine, '70) 121-76 (7)  
 RECORD AT SCHOOL (YEARS): 121-76 (7)  
 CAREER RECORD: 212-176 (15)  
 BASKETBALL OFFICE PHONE: (414) 229-5158  
 BEST TIME TO REACH COACH: 10:30 AM-Noon, Weekdays  
 ASSISTANT COACHES: Doug Lewis (SW Missouri State, '89);

1993-94 RECORD: 10-17  
 HOME: 5-8 AWAY: 5-9 NEUTRAL: 0-0  
 1993-94 CONFERENCE RECORD: 7-11  
 1993-94 POST-SEASON RECORD: None  
 STARTERS LOST/RETURNING: 2/3

# All-Time Series Records with 1994-95 Opponents

## ARIZONA (2-0)

1949-50 ..... 72-66  
1952-53 ..... 87-68

## BAYLOR (2-0)

1971-72 ..... 81-68  
1990-91 ..... 87-82

## BUTLER (1-5)

1939-40 ..... 37-46  
1992-93 . 59-64/88-66/70-77  
1993-94 ..... 69-82/68-87

## CAL POLY *(First Meeting)*

## CLEVELAND STATE (1-0)

1975-76 ..... 90-72

## DETROIT (4-4)

1964-65 ..... 86-93  
1968-69 ..... 98-96  
1969-70 ..... 77-81  
1992-93 .... 80-73 (OT)/73-72  
1993-94 . 65-66/80-67/70-87

## HOWARD *(First Meeting)*

## ILLINOIS-CHICAGO *(First Meeting)*

## LOUISIANA TECH (0-1)

1988-89 ..... 74-83

## LOYOLA CHICAGO (4-0)

1992-93 ..... 70-56/96-90  
1993-94 ..... 76-71/77-63

## MARYLAND (0-2)

1983-84 ..... 96-83  
1992-93 ..... 76-93

## MASSACHUSETTS (1-1)

1971-72 ..... 82-75  
1990-91 ..... 90-93

## MOUNT ST. MARY'S (3-3)

1931-32 ..... 27-33/24-32  
1932-33 ..... 14-21/32-14  
1934-35 ..... 27-14  
1938-39 ..... 34-26

## NORTHERN ILLINOIS *(First Meeting)*

## PENNSYLVANIA (20-27)

1933-34 ..... 22-35  
1934-35 ..... 22-33  
1935-36 ..... 28-36  
1936-37 ..... 25-26  
1946-47 ..... 56-68  
1947-48 ..... 55-43  
1948-49 ..... 64-44  
1951-52 ..... 75-58  
1955-56 ..... 64-52  
1956-57 ..... 84-73  
1957-58 ..... 66-67  
1958-59 ..... 70-73  
1959-60 ..... 62-66  
1960-61 ..... 67-63  
1961-62 ..... 69-57  
1962-63 ..... 74-78  
1963-64 ..... 61-58  
1964-65 ..... 78-64  
1965-66 ..... 76-90  
1966-67 ..... 85-83  
1967-68 ..... 45-57  
1968-69 ..... 78-64  
1969-70 ..... 67-76  
1970-71 ..... 88-107  
1971-72 ..... 66-80  
1972-73 ..... 45-57  
1973-74 ..... 82-84  
1974-75 ..... 67-65  
1975-76 ..... 56-58  
1976-77 ..... 70-80  
1977-78 ..... 75-78  
1978-79 ..... 67-68  
1979-80 ..... 80-73  
1980-81 ..... 62-67  
1981-82 ..... 77-75  
1982-83 ..... 72-78  
1983-84 ..... 96-85  
1984-85 ..... 77-74  
1985-86 ..... 80-86  
1986-87 ..... 80-72  
1987-88 ..... 61-66  
1988-89 ..... 77-61  
1989-90 ..... 86-83  
1990-91 ..... 84-80 (OT)  
1991-92 ..... 57-66  
1992-93 ..... 44-71  
1993-94 ..... 62-66

## PRINCETON (5-3)

1931-32 ..... 24-25  
1954-55 ..... 73-46

## PRINCETON (Continued)

1973-74 ..... 83-78  
1985-86 ..... 58-48  
1987-88 ..... 63-62  
1991-92 ..... 46-47(OT)  
1992-93 ..... 60-65  
1993-94 ..... 49-43

## SAMFORD *(First Meeting)*

## ST. JOSEPH'S (47-49)

1900-01 ..... 32-7  
1900-01 ..... 29-13  
1901-02 ..... 70-8  
1909-10 . 22-18/18-24/29-35  
1910-11 ..... 10-6/20-16  
1911-12 ..... 23-18  
1915-16 ..... 26-31/29-21  
1916-17 . 30-29/27-28/22-17  
1921-22 ..... 9-44  
1933-34 ..... 27-15/39-20  
1934-35 . 23-25/32-25/25-26  
1935-36 ..... 19-23/20-40  
1936-37 .... 20-25/25-28 (OT)  
1937-38 ..... 22-18  
1938-39 ..... 32-31  
1939-40 ..... 28-33  
1940-41 ..... 40-48  
1941-42 ..... 53-58  
1942-43 ..... 45-48  
1943-44 ..... 33-53/37-53  
1944-45 ..... 36-39  
1945-46 ..... 33-36  
1946-47 ..... 48-45 (OT)  
1947-48 ..... 65-70  
1948-49 ..... 78-41  
1949-50 ..... 74-53/79-50  
1950-51 ..... 81-63/77-60  
1951-52 ..... 53-54/68-50  
1952-53 ..... 79-52/75-63  
1953-54 ..... 73-57/78-64  
1954-55 ..... 82-56  
1955-56 ..... 56-60  
1956-57 .... 85-97(OT)/61-57  
1957-58 ..... 77-82 (OT)  
1958-59 ..... 63-70  
1959-60 ..... 80-73  
1960-61 ..... 54-65  
1961-62 ..... 72-71  
1962-63 ..... 49-66  
1963-64 ..... 80-70  
1964-65 ..... 85-93  
1965-66 ..... 69-92  
1966-67 ..... 85-96/73-70  
1967-68 ..... 103-71  
1968-69 ..... 84-67  
1969-70 ..... 99-101 (2 OT)  
1970-71 .... 56-66/76-81 (OT)  
1971-72 ..... 55-72

## ST. JOSEPH'S (Continued)

1972-73 ..... 52-77/55-68  
1973-74 ..... 73-75/71-76  
1974-75 ..... 68-60  
1975-76 ..... 75-86  
1976-77 ..... 69-61  
1977-78 ..... 82-74/89-82  
1978-79 ..... 87-94/63-68 OT  
1979-80 ..... 57-58/59-49  
1980-81 ..... 58-56  
1981-82 ..... 77-83/71-83  
1982-83 ..... 79-60  
1983-84 ..... 72-74  
1984-85 ..... 74-69  
1985-86 ..... 74-69  
1986-87 ..... 70-77  
1987-88 ..... 63-73  
1988-89 ..... 81-57  
1989-90 ..... 93-76  
1990-91 ..... 73-82  
1991-92 ..... 80-84(OT)  
1992-93 ..... 66-53  
1993-94 ..... 71-73

## SAN FRANCISCO (0-5)

1948-49 ..... 45-51  
1949-50 ..... 44-46  
1954-55 ..... 63-77  
1955-56 ..... 62-79  
1972-73 ..... 73-74

## TEMPLE (35-49)

1899-00 ..... 15-10  
1901-02 ..... 11-19  
1902-03 ..... 14-16  
1903-04 ..... 20-13  
1904-05 ..... 19-17  
1905-06 ..... 21-23  
1906-07 ..... 17-25  
1907-08 ..... 20-29  
1908-09 ..... 24-20  
1909-10 ..... 18-29  
1910-11 ..... 21-30  
1911-12 ..... 35-16  
1912-13 ..... 22-27  
1913-14 ..... 19-28  
1914-15 ..... 21-37  
1915-16 ..... 25-39  
1936-37 ..... 37-31  
1937-38 ..... 22-37  
1938-39 ..... 38-27  
1939-40 ..... 37-39  
1940-41 ..... 22-27  
1941-42 ..... 38-48  
1942-43 ..... 43-47  
1943-44 ..... 45-73  
1945-46 ..... 60-70  
1946-47 ..... 73-71  
1947-48 ..... 52-54  
1948-49 ..... 36-54  
1949-50 ..... 60-55/67-51

## TEMPLE (Continued)

1950-51 ..... 82-65/54-59  
1951-52 ..... 75-59/65-50  
1952-53 ..... 57-42/65-45  
1953-54 ..... 77-53/56-57  
1954-55 ..... 59-57 (OT)  
1955-56 ..... 57-60  
1956-57 ..... 63-61  
1957-58 ..... 61-71  
1958-59 ..... 67-64  
1959-60 ..... 53-77  
1960-61 ..... 57-63  
1961-62 ..... 51-64  
1962-63 ..... 81-71  
1963-64 ..... 57-63  
1964-65 ..... 83-70/81-74  
1965-66 .... 59-66(OT)/86-85  
1966-67 ..... 65-79/61-78  
1967-68 ..... 64-60/87-69  
1968-69 ..... 101-85  
1969-70 ..... 61-69  
1970-71 ..... 63-58  
1971-72 ..... 56-67  
1972-73 ..... 54-56  
1973-74 ..... 78-54  
1974-75 ..... 74-63  
1975-76 ..... 63-67  
1976-77 ..... 75-87  
1977-78 ..... 82-75/73-72  
1978-79 ..... 81-97  
1979-80 ..... 62-67/70-62  
1980-81 ..... 62-84  
1981-82 ..... 72-86  
1982-83 ..... 79-84 (OT)  
1983-84 ..... 80-79 (2 OT)  
1984-85 ..... 54-65  
1985-86 ..... 58-81  
1986-87 ..... 66-70  
1987-88 ..... 56-59  
1988-89 ..... 57-67  
1989-90 ..... 63-62  
1990-91 ..... 86-91  
1991-92 ..... 78-67  
1992-93 ..... 60-87  
1993-94 ..... 55-68

## WISCONSIN GREEN BAY (1-0)

1982-83 ..... 62-51

## WISCONSIN-MILWAUKEE *(First Meeting)*

## WRIGHT STATE *(First Meeting)*

## XAVIER (2-6)

1957-58 ..... 65-76  
1958-59 ..... 99-80  
1980-81 ..... 70-65  
1982-83 ..... 85-109  
1992-93 ..... 49-56/58-73  
1993-94 ..... 66-73/77-79



94

**1993-94 REVIEW  
MCC / BIG FIVE**

95

# 1993-94 SEASON REVIEW

---

## A TALE OF TWO SEASONS

With six new faces on an 11-man roster, including two walk-ons, there were many questions surrounding how the 1993-94 La Salle University Explorers' season would progress. How would the 1992-93 Midwestern Collegiate Conference's leading scorer respond in his second season? How would the addition of sophomore Romaine Haywood (who sat out his freshman year as a Proposition 48) help the team? Who would step up and help the Explorers to an 18th straight non-losing season and winning conference mark?

After 27 games we discovered that for only the sixth team in their history, and for the first time since 1975-76, the Explorers finished below .500 at 11-16. Kareem Townes averaged 22.9 points per game, slightly ahead of the previous season's 22.5, but he yielded the MCC scoring title to Detroit's Tony Tolbert. Haywood led La Salle in rebounding at 6.5 per game and was third in scoring at 10.5.

Season One: The season opened at home with La Salle besting an always-tough Princeton squad, 49-43. After a trip that saw the Explorers fall to Illinois and place second in Colorado's Mile High Classic, the Explorers came home to hand Philadelphia Textile (ranked first in NCAA Division II) its only regular-season loss for the second straight season. It was back to the road at James Madison where La Salle pulled off one of its most impressive wins, 89-85. Then, over to Hawaii and Hilo's Big Island Classic, where victories over Creighton (66-56) and Tennessee Tech (109-93) put the Explorers in the tournament final against Ohio University, a team that upset highly-ranked and unbeaten Connecticut in the semifinal. The Explorers were 6-2, and exceeding all pre-season expectations.

Season Two: The Big Island Classic final was a disappointment as La Salle fell, 100-80, and no one could forecast what was ahead.

The Explorers played nine games in January and wound up 2-7 for the month. The victories came over Notre Dame and Loyola Chicago. There were some close losses — 67-63 to Kansas State after enjoying a 16-point lead with 12 minutes to play; 73-71 to St. Joseph's on a goaltending call at the buzzer; to Evansville in overtime (92-81); to Detroit (66-65 as the Titans scored the final 11 points), and to Ivy League champion Pennsylvania (66-62). The Explorers also were defeated by Big 5 rival Temple (68-55) and suffered one of its worst setbacks, 91-72, at Richmond.

As February dawned, there was hope that a strong finish would boost the Explorers' post-season possibilities. It began on a sour note with a 73-66 home loss to Xavier but quickly turned with a 65-63 upset win at Evansville. The enthusiasm was dampened two days later in a loss at Butler, but there were still five games left. Wins over Detroit and Loyola Chicago brought La Salle to 11-12, with Butler, Villanova and Xavier remaining on the schedule.

But losses to all three (one point to Villanova, two at Xavier), and quick elimination in the MCC Tournament (89-70 to eventual champion Detroit) closed the door on the season.

La Salle lost six games by four points or less, another in overtime. Victories in those close encounters could have reversed the record, and continued the La Salle string of winning seasons.

# 1993-94 CUMULATIVE STATS

SCORE BY PERIOD	1	2	OT	OT	TOTAL	DEADBALL REBOUNDS
Explorers	808	1046	19	0	1945	105
Opponent Totals	948	1066	27	0	2041	97

OVERALL TEAM RECORD	11-16	CUMULATIVE ATTENDANCE	113648	TOTAL AVERAGE ATTENDANCE	4209
MCC	4-6	HOME	40879	HOME AVERAGE	3407
Big Five	0-2	AWAY	72769	AWAY AVERAGE	4851
Big Five City Series	0-2				

	Opponent	LSU	OPP	ATTEND	LOC	HIGH SCORER	HIGH REBOUNDER	OPP HI SCORER	OPP HIGH REBOUNDER
Nov. 27	Princeton	49	43	W	3556	H	Kareem Townes 25	H*wood/Lee/Townes 5	Doyle/Rosenfeld 10
Dec. 1	at Illinois	73	99	L	12831	A	Kareem Townes 39	Romaine Haywood 11	Deon Thomas 24
Dec. 3	Yale	78	69	W	1962	N	Kareem Townes 29	Romaine Haywood 9	Damon Franklin 14
Dec. 4	Colorado	65	84	L	2591	A	Kareem Townes 16	Derick Newton 10	Donnie Boyce 25
Dec. 8	Philadelphia Textile	82	80	W	2861	H	Kareem Townes 27	Haywood/Mott 7	Eugene Haith 34
Dec. 10	at James Madison	89	85	W	5700	A	Kareem Townes 28	Romaine Haywood 8	Kent Kuluco 27
Dec. 28	Creighton	66	56	W	1000	N	Kareem Townes 34	Paul Burke 7	J. Venderheydt 17
Dec. 29	Tennessee Tech	109	93	W	1000	N	Paul Burke 31	Terquin Mott 15	Robert West 27
Dec. 30	Ohio	80	100	L	1000	N	Kareem Townes 31	Romaine Haywood 6	Gary Trent 34
Jan. 3	at Richmond	71	92	L	4483	A	Kareem Townes 21	Terquin Mott 10	Mike Hodges 18
Jan. 5	Kansas State	63	67	L	2098	H	Kareem Townes 20	Newton/Mott 6	Askia Jones 25
Jan. 8	Notre Dame (OT)	84	81	W	4058	H	Kareem Townes 38	Haywood/Van Teeseling 7	Monty Williams 25
Jan. 12	St. Joseph's+	71	73	L	4454	H	Terquin Mott 26	Terquin Mott 6	Carlin Warley 19
Jan. 15	Evansville *(OT)	81	92	L	1734	H	Paul Burke 24	Paul Burke 9	Reed Jackson 25
Jan. 20	Temple+	55	68	L	4466	H	Kareem Townes 19	Jasper Van Teeseling 10	Derrick Battle 17
Jan. 22	at Loyola Chicago*	76	71	W	3827	A	Kareem Townes 17	Jasper Van Teeseling 7	Joe Estes 18
Jan. 25	Pennsylvania#	62	66	L	10827	H	Kareem Townes 20	Terquin Mott 9	Maloney/Kegler 12
Jan. 29	at Detroit Mercy*	65	66	L	5019	A	Kareem Townes 33	Romaine Haywood 10	Tony Tolbert 24
Feb. 5	Xavier*	66	73	L	2573	H	Kareem Townes 21	Jasper Van Teeseling 9	Brian Grant 16
Feb. 10	at Evansville*	65	63	W	10012	A	Quincy Lee 22	Terquin Mott 8	Andy Elkins 36
Feb. 12	at Butler*	69	82	L	5012	A	Kareem Townes 24	Terquin Mott 6	Jermaine Guice 22
Feb. 16	Detroit Mercy*	80	67	W	1016	H	Kareem Townes 25	Romaine Haywood 8	Tony Tolbert 25
Feb. 19	Loyola Chicago*	77	63	W	1695	H	Kareem Townes 27	Romaine Haywood 7	Matt Hawes 14
Feb. 26	Butler*	68	87	L	1541	H	Kareem Townes 18	Terquin Mott 10	Chris Miskel 25
Feb. 28	Villanova#	54	55	L	9499	A	Terquin Mott 23	Terquin Mott 12	Alvan Williams 15
Mar. 3	at Xavier*	77	79	L	6833	A	Kareem Townes 33	Romaine Haywood 12	Tyrice Walker 20
Mar. 6	Detroit Mercy**	70	87	L	2000	A	Kareem Townes 18	Mott/Haywood 6	Tony Tolbert 27

\* MCC

\*\* MCC Championship first round

+ Big Five

# Big Five city series

PLAYER	G/GS	/ - TOTAL - /	FG/FGA	FG%	FT/FTA	FT%	PTS	AVG	OFF	DEF	TOT	AVG	PF/D	AST	TO	BLK	STL	MIN	
Kareem TOWNES	27/27	202/540	.374	100/291	.344	115/149	.772	619	22.9	38	54	93	3.4	74.1	53	63	6	65	1024
Paul BURKE	27/27	121/323	.375	45/157	.287	66/90	.733	353	13.1	15	93	108	4.0	87.5	180	103	7	65	1023
Terquin MOTT	23/9	88/176	.500	0/3	.000	67/104	.644	243	10.6	71	68	139	6.0	72.5	23	36	12	19	569
Romaine HAYWOOD	27/23	100/285	.351	43/135	.319	36/64	.563	279	10.3	67	107	174	6.5	86/3	26	38	15	22	751
Derick NEWTON	27/18	49/92	.533	1/6	.167	48/69	.696	147	5.5	43	68	111	4.1	71/2	16	34	9	12	732
Jasper VAN TEESELING	27/27	65/120	.542	0/0	.000	13/32	.406	143	5.3	55	60	115	4.3	72/2	23	29	2	23	687
Quincy LEE	27/4	42/110	.382	13/41	.317	18/30	.600	115	4.3	23	55	78	2.9	51/1	18	21	2	15	491
Matt COMEY	5/0	4/9	.445	3/6	.500	1/2	.500	12	2.4	0	1	1	0.2	1/0	0	2	0	1	18
Mike MELCHIONI	9/0	3/15	.200	1/5	.200	5/7	.714	12	1.3	5	2	7	0.8	7/0	4	7	0	1	27
Everett CATLIN	17/0	6/17	.353	0/0	.000	3/11	.273	15	0.9	11	7	18	1.1	16/0	0	4	0	4	76
Steve FROMAL	15/0	3/7	.429	1/3	.333	0/3	.000	7	0.5	1	4	5	0.3	3/0	11	5	0	0	52
Team Rebounds												104							
EXPLORERS	27/27	683/1694	.403	207/647	.320	372/561	.663	1945	72.0	329	519	952	35.3	540/19	354	342	53	227	-
Team Rebounds												115							
Opponent Totals	27/27	705/1557	.453	174/494	.352	457/662	.690	2041	75.6	334	654	1103	40.9	478/13	444	428	70	152	-

## PER GAME AVERAGES

PLAYER	FG	FGA	FG%	FT	FTA	FT%	PTS	REB	AST	TO	BLK	STL	MIN
Kareem TOWNES	7.5	20.0	.37	4.3	5.5	.772	22.9	3.4	2.0	2.3	.2	2.4	37.9
Paul BURKE	4.5	12.0	.375	2.4	3.3	.733	13.1	4.0	6.7	3.8	.3	2.4	37.9
Terquin MOTT	3.8	7.7	.500	1.2	2.9	.406	10.6	6.0	1.0	1.6	.5	.8	24.7
Romaine HAYWOOD	3.7	10.6	.351	1.3	2.4	.563	10.3	6.5	1.0	1.4	.6	.8	24.8
Derick NEWTON	1.8	3.4	.533	0.2	1.8	.287	5.5	4.1	.6	1.3	.3	.5	27.1
Jasper VAN TEESELING	2.4	4.5	.542	0.0	0.0	.000	5.3	4.3	.9	1.1	.1	.9	25.4
Quincy LEE	1.6	4.1	.382	1.5	3.7	.406	4.3	2.9	.7	.8	.1	.6	18.2
Matt COMEY	.8	1.8	.445	0.2	0.4	.500	2.4	0.2	0.4	0.0	.0	.2	3.6
Mike MELCHIONI	.3	1.7	.200	0.6	0.8	.714	1.3	.8	.5	.8	.0	.1	3.0
Everett CATLIN	.4	1.0	.353	0.0	0.2	.000	0.9	1.1	0.0	0.2	.0	.2	4.5
Steve FROMAL	.2	.5	.429	0.1	0.2	.333	0.5	.3	.7	.3	.0	.0	3.5
EXPLORERS	25.3	62.7	.403	7.7	24.0	.663	72.0	35.3	13.1	12.7	2.0	8.4	-
Opponent Totals	26.1	57.7	.453	6.5	18.3	.690	75.6	40.9	16.4	15.9	2.6	5.6	-

# 1993-94 HIGHS/LOWS

## LA SALLE UNIVERSITY

## Opponent

Points 1st half:	High Low	44 vs. Detroit Mercy 21 vs. Princeton	57 by Tennessee Tech 21 by Villanova
Points 2nd half:	High Low	65 vs. Tennessee Tech 20 vs. Kansas State	57 by Detroit Mercy 17 by Princeton
Total Points:	High Low	109 vs. Tennessee Tech 49 vs. Princeton	100 by Ohio 43 by Princeton
Total Field Goals Made:	high Low	38 vs. Tennessee Tech 18 vs. Princeton	34 by Richmond 16 by Princeton
Total Field Goals Att:	High Low	84 vs. Tennessee Tech 48 vs. Kansas State	72 by Colorado 43 by Princeton
Total FG Percentage:	High Low	.515 vs. James Madison .275 vs. Temple	.574 by Ohio .349 by Kansas State
3-Pt Field Goals:	High Low	13 vs. Philadelphia Textile 4 vs. Villanova	12 by Tennessee Tech 2 by St. Joseph's
3-Pt FG Attempted:	High Low	41 vs. Temple 10 vs. Loyola Chicago	30 by Princeton 9 by Richmond
3-Pt FG Percentage:	High Low	.474 vs. James Madison .174 vs. St. Joseph's	.600 by Butler .133 by St. Joseph's
Free Throws:	High Low	28 vs. Detroit Mercy 2 vs. Evansville	30 by Ohio 3 by Princeton
Free Throws Attempted:	High Low	39 vs. Detroit Mercy 6 vs. Evansville	38 by Evansville 5 by Princeton
Free Throw Percentage:	High Low	.842 vs. Illinois .333 vs. Evansville	.846 by Philadelphia Textile .531 by Temple
Offensive Rebounds:	High Low	21 vs. Tennessee Tech 6 vs. Creighton	22 by Colorado 5 by Evansville
Defensive Rebounds:	High Low	24 vs. Evansville 13 vs. St. Joseph's	31 by Evansville 17 by Evansville
Total Rebounds:	High Low	53 vs. Tennessee Tech 26 vs. St. Joseph's	49 by Colorado 30 by Evansville
Assists	High Low	20 vs. Yale 7 vs. Princeton	22 by Xavier 11 by Detroit Mercy
Blocked Shots	High Low	4 vs. Loyola Chicago 0 vs. Evansville	7 by Colorado 0 by Butler
Steals	High Low	22 vs. Notre Dame 3 vs. Xavier	12 by Kansas State 1 by Villanova
Turnovers:	High Low	24 vs. Kansas State 6 vs. St. Joseph's	30 by Notre Dame 7 by Temple
Personal Fouls	High Low	30 vs. Evansville 11 vs. Princeton	26 by Tennessee Tech 9 by Temple

# 1993-94 MCC

## MIDWESTERN COLLEGIATE CONFERENCE

### Final Men's Basketball Standings

MCC GAMES	ALL GAMES											
	W	L	PCT	H	A	W	L	PCT	H	A	N	
Xavier	8	2	.800	5-0	3-2	22	8	.733	14-2	8-5	0-1	
Evansville	6	4	.600	4-1	2-3	21	10	.677	13-3	6-5	2-2	
Butler	6	4	.600	4-1	2-3	16	13	.551	10-2	5-8	1-3	
Detroit	5	5	.500	5-0	0-5	16	13	.551	11-3	1-9	4-1	
<b>La Salle</b>	<b>4</b>	<b>6</b>	<b>.400</b>	<b>2-3</b>	<b>2-3</b>	<b>11</b>	<b>16</b>	<b>.407</b>	<b>5-7</b>	<b>3-7</b>	<b>3-2</b>	
Loyola-Chi	1	9	.100	1-4	0-5	8	9	.296	6-7	2-11	0-1	

### 1993-94 Midwestern Collegiate Conference Honors

#### First-team all MCC

**Kareem Townes - La Salle**  
 Andy Elkins - Evansville  
 Jermain Guice - Butler  
 Tony Tolbert - Detroit  
 Brian Grant - Xavier

Player-of-the-Year  
 Brian Grant - Xavier

#### Second-team all MCC

**Paul Burke - La Salle**  
 Vernell Brent - Loyola-Chi  
 Reed Jackson - Evansville  
 John Taylor - Butler  
 Tyrice Walker - Xavier

Coach-of-the-Year  
 Pete Gillen - Xavier

#### All-newcomer Team

**Romaine Haywood - La Salle**  
 Brent Kell - Evansville  
 Jeff Massey - Xavier  
 Travis Trice - Butler  
 Alan Renner-Thomas - Detroit

Newcomer-of-the-Year  
 Jeff Massey - Xavier

### 1994 MCC Championship - Butler Fieldhouse, Butler University, Indianapolis, IN

#### Quarter-finals

**Detroit 87 - La Salle 70**  
 Butler 70 - Loyola-Chi 67

#### Semi-finals

Detroit 79 - Xavier 75  
 Evansville 68 - Butler 66

#### Championship

Detroit 70 - Evansville 65

#### All-Tournament Team

Andy Elkins - Evansville  
 Jermaine Guice - Butler  
 Michael Jackson - Detroit  
 Reed Jackson - Evansville  
 Tony Tolbert - Detroit

#### Tournament MVP

Andy Elkins - Evansville

1994-95 Midwestern Collegiate Conference membership includes Butler, Cleveland State, Detroit, Illinois-Chicago, La Salle, Loyola-Chicago, Northern Illinois, Wisconsin-Green Bay, Wisconsin-Milwaukee, Wright State and Xavier for men's basketball.

# 1993-94 MCC

## TEAM OFFENSE

	<u>C</u>	<u>TOTAL</u> <u>FG-FGA/PCT.</u>	<u>3-PT</u> <u>FGM</u>	<u>FGA</u>	<u>PTS</u>	<u>AVG</u>
Xavier	30	879-1918/.458	149	483	2390	79.7
Evansville	32	843-1757/.479	244	521	2449	76.5
Butler	29	738-1607/.459	124	567	2167	74.7
La Salle	27	683-1695/.402	207	372	1945	72.0
Detroit	29	718-1652/.434	165	469	2072	71.4
Loyola	27	708-1591/.445	119	313	1848	68.4

## TEAM SCORING MARGIN

	<u>C</u>	<u>TOTAL</u> <u>PTS./AVG</u>	<u>OPPONENTS</u> <u>PTS./AVG</u>	<u>MARGIN</u>
Xavier	29	2390/79.7	2096/69.9	+9.8
Evansville	29	2449/76.5	2160/67.5	+9.0
Butler	32	2167/74.7	2104/72.6	+2.1
Detroit	30	2072/71.4	2107/72.7	-1.3
La Salle	27	1945/72.0	2041/75.6	-3.6
Loyola	27	1848/68.4	2038/75.5	-7.1

## TEAM DEFENSE

	<u>C</u>	<u>TOTAL</u> <u>FG-FGA/PCT.</u>	<u>3-PT</u> <u>FGM</u>	<u>FTM</u>	<u>PTS.</u>	<u>AVG</u>
Evansville	32	764-1868/.408	185	445	2160	67.5
Xavier	30	759-1779/.426	170	408	2096	69.9
Butler	29	740-1749/.423	188	436	2104	72.6
Detroit	29	728-1723/.422	169	484	2107	72.7
Loyola	27	759-1600/.474	174	346	2038	75.5
La Salle	27	705-1557/.452	174	457	2041	75.6

## TEAM REBOUNDING MARGIN

	<u>C</u>	<u>TOTAL</u> <u>REB./AVG</u>	<u>OPPONENTS</u> <u>REB./AVG</u>	<u>MARGIN</u>
Detroit	29	1196/41.2	1027/35.4	+5.8
Butler	29	1109/38.2	968/33.4	+4.8
Evansville	32	1157/36.2	1093/34.2	+2.0
Xavier	30	1133/37.8	1134/37.8	0.0
Loyola	27	928/34.4	1001/37.1	-2.7
La Salle	27	952/35.3	1099/40.7	-7.1

## FIELD GOAL ACCURACY

	<u>C</u>	<u>FGM</u>	<u>FGA</u>	<u>PCT</u>
Evansville	32	843	1757	.479
Butler	29	738	1607	.459
Xavier	30	879	1918	.458
Loyola	27	708	1591	.445
Detroit	29	718	1652	.434
La Salle	27	683	1695	.402

## THREE POINT GOAL ACCURACY

	<u>C</u>	<u>FGM</u>	<u>FGA</u>	<u>PCT</u>
Evansville	32	244	570	.428
Detroit	29	165	448	.368
Butler	29	124	349	.355
Xavier	30	149	446	.334
La Salle	27	207	646	.320
Loyola	27	119	382	.311



## FREE THROW ACCURACY

	<u>C</u>	<u>FTM</u>	<u>FTA</u>	<u>PCT</u>
Butler	29	567	803	.706
Evansville	32	521	752	.692
La Salle	27	372	561	.663
Xavier	30	483	748	.645
Detroit	29	469	756	.620
Loyola	27	313	534	.586

## SCORING LEADERS

	<u>POS./YR</u>	<u>C</u>	<u>FG</u>	<u>3FG</u>	<u>FT</u>	<u>PTS/AVG</u>
1. Tony Tolbert, Detroit	G/Sr.	29	229	63	162	683/23.6
2. Kareem Townes, La Salle	G/Jr.	27	202	100	115	619/22.9
3. Andy Elkins, Evansville	F/Jr.	32	242	88	115	687/21.5
4. Jermaine Guide, Butler	G/Sr.	29	168	38	154	528/18.2
5. Brian Grant, Xavier	C/Sr.	29	181	1	122	485/16.7
6. Tyrice Walker, Xavier	F/Sr.	30	165	6	101	437/14.6
7. Chris Miskel, Butler	G/So.	29	159	13	69	400/13.8
8. John Taylor, Butler	F/Sr.	29	135	0	123	393/13.6
9. Reed Jackson, Evansville	F/Jr.	32	154	12	113	433/13.5
10. Paul Burke, La Salle	G/Jr.	27	121	45	65	352/13.0
11. Jeff Massey, Xavier	G/Jr.	30	137	53	53	380/12.7
12. Michael Jackson, Detroit	G/Jr.	29	116	52	83	367/12.7
13. Brent Knell, Evansville	G/So.	29	111	62	60	344/11.9
14. Vernell Brent, Loyola	G/Sr.	27	119	9	49	296/11.0
15. Terquin Mott, La Salle	F/So.	23	88	0	67	243/10.6
16. Romaine Haywood, La Salle	F/So.	27	100	43	36	279/10.3
17. Darrin Jenkins, Loyola	F/Jr.	27	105	1	20	231/8.6
18. Travis Trice, Butler	G/Jr.	27	75	38	43	231/8.6
19. Larry Sykes, Xavier	F/Jr.	28	96	0	42	234/8.4
20. Joe Estes, Loyola	F/So.	24	66	20	40	192/8.0



# 1993-94 MCC

## REBOUNDING LEADERS

	POS./YR.	G	OFF	DEF	TOTAL	AVG
1 Brian Grant, Xavier	C/Sr.	29	90	197	287	9.9
2 Andy Elkins, Evansville	F/Jr.	32	44	220	264	8.3
3 Reed Jackson, Evansville	F/Jr.	32	61	191	252	7.9
4 John Taylor, Butler	F/Sr.	29	70	147	217	7.5
5 Alan Renner-Thomas, Detroit	F/Jr.	29	64	132	196	6.8
6 Romaine Haywood, La Salle	F/So.	27	67	107	174	6.4
7 Terquin Mott, La Salle	F/So.	23	71	68	139	6.0
8 Larry Sykes, Xavier	F/Jr.	28	68	92	160	5.7
9 Tony Tolbert, Detroit	G/Sr.	29	59	101	160	5.5
10 Travis Trice, Butler	G/Jr.	27	17	125	142	5.3

## ASSIST LEADERS

	POS./YR.	G	ASST	AVG
1. Paul Burke, La Salle	G/Jr.	27	180	6.7
2. Steve Gentry, Xavier	G/Sr.	29	176	6.1
3. Vernell Brent, Loyola	G/Sr.	27	157	5.8
4. Reed Jackson, Evansville	F/Jr.	32	156	4.9
5. Travis Trice, Butler	G/Jr.	27	131	4.9
6. Michael Jackson, Detroit	G/Jr.	29	135	4.7
7. Jermaine Ball, Evansville	G/So.	32	107	3.3
8. Todd Cochenour, Evansville	G/Sr.	31	99	3.2
9. Chris Wilburn, Loyola	G/Jr.	27	82	3.0



**La Salle's Kareem Townes was a unanimous pre-season first-team all MCC selection for the 1994-95 season.**

## FIELD GOAL ACCURACY

(MIN FOUR FGM PER TEAM GAME)	POS./YR.	G	FGM	FGA	PCT.
1. Brian Grant, Xavier	C/Sr.	29	181	324	.559
2. John Taylor, Butler	F/Sr.	29	135	242	.558
3. Tryice Walker, Xavier	F/Sr.	30	165	302	.546
4. Chris Miskel, Butler	G/So.	29	159	310	.513
5 Reed Jackson, Evansville	F/Jr.	32	54	301	.512

## FREE THROW ACCURACY

(MIN FOUR FGM PER TEAM GAME)	POS./YR.	G	FGM	FGA	PCT.
1. Jermaine Guice, Butler	G/Sr.	29	154	199	.774
2. Kareem Townes, La Salle	G/Jr.	27	115	149	.772
3. Andy Elkins, Evansville	F/Jr.	32	115	157	.732
4. Paul Burke, La Salle	G/Jr.	27	65	89	.730
5. Michael Jackson, Detroit	G/Jr.	29	83	116	.716
6. John Taylor, Butler	F/Sr.	29	123	172	.715
7. Reed Jackson, Evansville	F/Jr.	32	113	158	.715
8. Brian Grant, Xavier	C/Sr.	29	122	171	.713

## STEAL LEADERS

	POS./YR.	G	STEALS	AVG.
1 Paul Burke, La Salle	G/Jr.	27	66	2.4
2. Kareem Townes, La Salle	G/Jr.	27	66	2.4
3. Vernell Brent, Loyola	G/Sr.	27	52	1.9
4. Michael Jackson, Detroit	G/Jr.	29	39	1.3
5. Tony Tolbert, Detroit	G/Sr.	29	37	1.3
6. Jermaine Guice, Butler	G/Sr.	29	37	1.3
7. Steve Gentry, Xavier	G/Sr.	29	35	1.2
8. Reed Jackson, Evansville	F/Jr.	32	38	1.2
9. Travis Trice, Butler	G/Jr.	27	31	1.1
10. Jeff Massey, Xavier	G/Jr.	30	34	1.1

## BLOCKED SHOTS

	POS./YR.	G	BLOCKS	AVG.
1 Alan Renner-Thomas, Detroit	F/Jr.	29	56	1.9
2 Bernie Salthe, Loyola	C/Jr.	27	51	1.9
3 Brian Grant, Xavier	C/Sr.	29	47	1.6
4. Tryice Walker, Xavier	F/Sr.	30	31	1.0
5. Jeff Layden, Evansville	C/Fr.	31	24	0.8
6. Jeff Massey, Xavier	G/Jr.	30	22	0.7
7. Scott Sparks, Evansville	C/So.	31	19	0.6
8. John Taylor, Butler	F/Sr.	29	17	0.6
9. Romaine Haywood, La Salle	F/So.	27	15	0.6
10. Terquin Mott, La Salle	F/So.	23	12	0.5

## THREE-POINT FIELD GOAL ACCURACY

(MIN ONE MADE PER TEAM GAME)	POS./YR.	G	FGM	FGA	PCT.
1 Brent Kell, Evansville	G/So.	29	62	123	.504
2. Andy Elkins, Evansville	F/Jr.	32	88	193	.456
3. Mark Hise, Evansville	G/Sr.	29	40	97	.412
4. Tony Tolbert, Detroit	G/Sr.	29	63	154	.409
5. Michael Jackson, Detroit	G/Jr.	29	52	132	.394
6. Travis Trice, Butler	G/Jr.	27	38	100	.380
7. Jeff Massey, Xavier	G/Jr.	30	53	142	.373
8. Jermaine Guice, Butler	G/Sr.	29	38	102	.373

## THREE-POINT GOALS MADE LEADERS

(MIN ONE MADE PER TEAM GAME)	POS./YR.	G	FGM	FGA	PCT.
1. Kareem Townes, La Salle	G/Jr.	27	100	291	3.7
2. Andy Elkins, Evansville	F/Jr.	32	88	193	2.8
3. Tony Tolbert, Detroit	G/Sr.	29	63	154	2.2
4. Brent Kell, Evansville	G/So.	29	62	123	2.1
5. Michael Jackson, Detroit	G/Jr.	29	52	132	1.8
6. Jeff Massey, Xavier	G/Jr.	30	53	142	1.8
7. Paul Burke, La Salle	G/Jr.	27	45	157	1.7
8. Romaine Haywood, La Salle	F/So.	27	43	135	1.6

# 1993-94 BIG FIVE

## 1993-94 BIG 5 RESULTS

Official BIG 5 games (played at The Spectrum)

Date	Winner	Losers
Dec. 11, 1993	Pennsylvania 79 Temple 54	St. Joseph's 77 Villanova 49
Jan. 25, 1994	Pennsylvania 66 Temple 60	La Salle 62 St. Joseph's 46
Feb. 28, 1994	Villanova 55	La Salle 54

## 1993-94 BIG 5 STANDINGS

	WON	LOST	PCT.
Temple	2	0	1.000
Pennsylvania	2	0	1.000
Villanova	1	1	.500
La Salle	0	2	.000
St. Joseph's	0	2	.000

## OTHER GAMES INVOLVING BIG 5 TEAMS

DATE	WINNER	LOSER	SITE
Jan. 2, 1994	Temple 67	St. Joseph's 54	McGonigle Hall
Jan. 11, 1994	Temple 76	Pennsylvania 65	McGonigle Hall
Jan. 12, 1994	St. Joseph's 73	La Salle 71	Civic Center

## 1993-94 ALL-BIG 5 FIRST TEAM

Eddie Jones	Temple
(Robert V. Geasey Award Winner-MVP)	
Carlin Warley	St. Joseph's
Aaron McKie	Temple
Jerome Allen	Pennsylvania
Kerry Kittles	Villanova

## 1993-94 ALL-BIG 5 SECOND TEAM

KAREEM TOWNES	LA SALLE
Matt Maloney	Pennsylvania
Barry Pierce	Pennsylvania
Rick Brunson	Temple
Rap Curry	St. Joseph's

## 1994-95 BIG 5 GAMES:

Sun. Dec. 18, 1994	Villanova at St. Joseph's (Palestra)	1 PM
Sun. Jan. 15, 1995	St. Joseph's at Temple (McGonigle Hall)	4:30 PM
Tue. Jan. 17, 1995	LA SALLE at Pennsylvania (Palestra)	7 PM
Sat. Jan. 21, 1995	Pennsylvania at St. Joseph's (Alumni Fieldhouse)	5 PM
Mon. Jan. 23, 1995	St. Joseph's at LA SALLE (Civic Center)	7 PM
Tue. Feb. 7, 1995	LA SALLE at Temple (McGonigle Hall)	7 PM
Tue. Feb. 14, 1995	Temple at Pennsylvania (Palestra)	7 PM
Wed. Feb. 22, 1995	Pennsylvania at Villanova (duPont Pavilion)	7:30 PM
Tue. Feb. 28, 1995	Temple at St. Joseph's (Palestra)	8 PM

## LA SALLE'S ALL BIG-5 PERFORMERS (First Team)

Bob Alden	1959-60
Ralph Bantivoglio	1958-59
Steve Black	1981-82, 1982-83, 1983-84
Michael Brooks	1976-77, 1977-78*, 1978-79, 1979-80*
Joe Bryant	1973-74, 1974-75
Larry Cannon	1966-67, 1967-68, 1968-69
Frank Corace	1962-63, 1963-64
Jim Crawford	1972-73
Ken Durrett	1968-69*, 1969-70*, 1970-71*
Bob Fields	1970-71
Curt Fromal	1964-65
Tom Garberina	1956-57
Chip Greenberg	1985-86
Jack Hurd	1991-92
Bob Herdelin	1958-59
Tim Legler	1986-87
Alonzo Lewis	1956-57
Ralph Lewis	1983-84*, 1984-85
Kevin Lynam	1980-81
Bob McAteer	1960-61, 1961-62
Hubie Marshall	1965-66, 1966-67
Fran O'Malley	1955-56
Doug Overton	1988-89, 1989-90, 1990-91
Lionel Simmons	1986-87, 1987-88*, 1988-89*, 1989-90*
Bill Taylor	1973-74, 1974-75
Bernie Williams	1968-69
Charlie Wise	1974-75, 1975-76*
Randy Woods	1990-91, 1991-92*

(\*-Robert Geasey Award-MVP)

## LA SALLE'S BIG-5 MOST VALUABLE PLAYERS

Ken Durrett	1969, 1970, 1971
Michael Brooks	1978, 1980
Charlie Wise	976
Ralph Lewis	1984
Lionel Simmons	1988, 1989, 1990
Randy Woods	1992

## OUTSTANDING NEWCOMER

Kareem Townes	1993
---------------	------

## BIG-5 HALL OF FAME

NAME	YEAR INDUCTED
Larry Cannon	1973
Frank Corace	1974
Ken Durrett	1975
Bob McAteer	1976
James J. Henry	1976
<i>(Athletic Director at formation of Big 5)</i>	
Hubie Marshall	1977
Alonzo Lewis	1980
Joe Bryant	1981
Bernie Williams	1982
Charlie Wise	1982
Bob Fields	1984
Michael Brooks	1986
Tom Gola	1986
<i>(Special Category, Coach)</i>	
Bill Taylor	1989
Ralph Lewis	1991
Steve Black	1992
Jim Crawford	1993

## LA SALLE'S CITY CHAMPIONS

1956-1957 (tie, St. Joseph's)
1963-1964
1968-1969
1974-1975
1980-1981 (tie, 5 teams 2-2)
1983-1984 (tie, Temple)
1988-1989 (tie, Temple)
1989-1990



iversity

94

**TEAM  
RECORDS**

95

# ALL-TIME TEAM RECORDS

## POINTS

**Game:** 133, vs. Loyola Marymount, Dec. 31, 1990  
**Half:** 68, (first half)  
vs. Loyola Marymount, Dec. 31, 1990  
**Game, Opponent:** 121, vs. Loyola Marymount, Jan. 6, 1990  
vs. Miami(FL), Jan. 23, 1964  
**Half, Opponent:** 67, (second half)  
Loyola Marymount, Dec. 31, 1990  
**Combined:** 251, (133-118)  
vs. Loyola Marymount, Dec. 31, 1990  
**Season:** 2754, 32 games, 1989-90  
**Points Per Game:** 89.0, 24 games, 1968-69  
**Season, Opponent:** 2491, 30 games, 1977-78  
**Opponent,**  
**Points Per Game:** 83.2, 28 Games, 1978-79

## WINS

**Season:** 30, 1989-90  
**Consecutive:** 22, Jan. 9 - Mar. 15, 1990  
**Consecutive,**  
**Hayman Hall:** 16, Dec. 1, 1975 - Mar. 2, 1981  
**Consecutive,**  
**Palestra:** 19, Feb. 28, 1968 - Dec. 16, 1969  
**Consecutive,**  
**Civic Center:** 11, Jan. 9, 1990 - Jan. 5, 1991

## FIELD GOALS MADE

**Game:** 57 (85 atts.), at American, Feb. 3, 1979  
**Game, Percentage:** 67.1 (57-85), at American, Feb. 3, 1979  
**Game, Opponent:** 49, Villanova, Jan. 27, 1982  
**Game, Percentage**  
**Opponent:** 65.9 (29-44), Florida Southern, Dec. 21, 1978  
**Season:** 1047, 30 games, 1977-78  
**Season, Percentage:** 50.1 (992-1982), 31 games, 1979-80

## FIELD GOALS ATTEMPTED

**Game:** 112, vs. Furman, Feb. 6, 1954  
**Game, Opponent:** 105, Creighton, Feb. 1, 1967  
**Season:** 2224, 32 games, 1989-90

## THREE-POINT FIELD GOALS MADE

**Game:** 18, vs. Oregon, Dec. 28, 1991  
vs. Loyola Marymount, Dec. 31, 1990  
**Game, Percentage:** 90.0 (9-10), vs. Iona, Jan. 23, 1989  
**Game, Opponent:** 13, Detroit Mercy, Jan. 14, 1993  
vs. Loyola Marymount, Jan. 6, 1990  
vs. Florida State, Feb. 23, 1989  
**Game, Percentage**  
**Opponent:** .857 (6-7), Army - Feb. 24, 1987  
**Season:** 294, 31 games, 1991-92  
**Season, Percentage:** 48.0, 34 games, 1987-88  
**Season, Opponent:** 174, 31 games, 1991-92

## THREE-POINT FIELD GOALS ATTEMPTED

**Game:** 43, vs. St. Joseph's, Feb. 11, 1992  
**Game, Opponent:** 36, Siena, Mar. 4, 1990  
**Season:** 835, 31 games, 1991-92  
**Season, Opponent:** 545, 31 games, 1991-92

## FREE THROWS MADE

**Game:** 39 (47 atts.), vs. Bucknell, Mar. 1, 1982  
**Game, Percentage:** 100.0 (13-13), vs. Fairfield, Feb. 13, 1988  
**Game, Opponent:** 39, vs. Kentucky, Dec. 2, 1978  
**Game, Percentage**  
**Opponent:** 100.0 (16-16), vs. Siena, Dec. 7, 1991  
**Season:** 588, 31 games, 1983-84  
**Season, Percentage:** 76.5 (423-553), 28 games, 1985-86

## FREE THROWS ATTEMPTED

**Game:** 51, vs. Duquesne, Feb. 16, 1957  
**Game, Opponent:** 52, vs. Kentucky, Dec. 2, 1978  
vs. North Carolina State, Jan. 23, 1954  
**Season:** 878, 28 games, 1952-53

## REBOUNDS

**Game:** 85, vs. Brandeis, Jan. 8, 1955  
vs. Syracuse, Dec. 27, 1954  
**Game, Opponents:** 79, St. Joseph's, Jan. 8, 1966  
**Season:** 1697, 31 games, 1954-55

## ASSISTS

**Game:** 35, vs. Loyola (LA), Feb. 4, 1967  
**Season:** 592, 32 games, 1989-90

## MISCELLANEOUS (since 1950)

**Games, Season** 34, 1987-88  
**Wins, Season** 30, 1989-90  
**Losses, Season** 19, 1971-72  
**Percentage, Best** 95.8 (23-1), 1968-69  
**Percentage, Worst** 24.0 (6-19), 1971-72  
**Season Scoring Avg., Highest** 89.0, 1968-69  
**Season Scoring Avg., Lowest** 67.9, 1992-93  
**Largest Win Margin** 53 - (94-41), vs. Youngstown, Feb. 28, 1953  
**Largest Loss Margin** 36 - (77-113), at Notre Dame, Feb. 26, 1977  
**Fewest Points, Game** 41 - (41-63), vs. Evansville, Feb. 11, 1993  
**Fewest Points, Game Combined** 92 - (49-43)), vs. Princeton, Nov. 27, 1993  
(50-42), vs. Georgia, Dec. 29, 1970  
**Fewest Points, Half, La Salle** 16 - (59-79), vs. Kansas State, Jan. 5, 1993

# ALL-TIME 100 POINT GAMES

## VICTORIES (74)

YEAR	DATE	OPPONENT	LSU	OPP
1951-52	Feb. 5	at Youngstown	103	74
	Feb. 9	Murray St.	105	82
1952-53	Dec. 10	at Albright	101	62
	Dec. 12	West Chester	111	60
	Feb. 16	Muhlenberg	106	73
1953-54	Feb. 6	Furman	100	83
1954-55	Dec. 27	Syracuse	103	54
	Jan. 8	Brandeis	102	56
	Jan. 15	Lebanon Valley	112	70
1956-57	Dec. 29	Valpariso	103	73
1957-58	Jan. 11	Villanova (3OT)	111	105
1958-59	Feb. 11	at Georgetown	102	72
1960-61	Feb. 22	at Lafayette	104	86
1961-62	Dec. 1	Millersville	102	62
1962-63	Dec. 19	Bucknell	105	55
1963-64	Jan. 8	Lafayette	100	86
1964-65	Feb. 16	Seton Hall	101	71
1965-66	Feb. 2	American	103	93
1966-67	Dec. 3	Gettysburg	103	67
	Feb. 4	Loyola (LA)	125	80
	Feb. 10	Oklahoma City	108	97
1967-68	Dec. 28	West Virginia	100	83
	Jan. 6	St. Joseph's	103	71
	Jan. 13	Syracuse	105	81
1968-69	Dec. 4	Baltimore	100	57
	Dec. 28	Indiana	108	88
	Jan. 7	Creighton	103	84
	Jan. 25	Temple	101	85
	Jan. 28	at St. Francis (PA)	107	95
	Feb. 1	Loyola (LA)	102	65
1969-70	Jan. 7	Syracuse	108	101
	Feb. 4	Lafayette	102	73
	Feb. 11	American	106	86
	Feb. 14	Niagara	101	90
1971-72	Dec. 28	Fairfield	108	86
1972-73	Jan. 31	Western Kentucky	108	80
1973-74	Feb. 20	Villanova	104	66
1975-76	Nov. 28	Delaware	100	86
	Dec. 13	at Canisius	103	72
	Dec. 23	Maine	104	88
	Jan. 5	W. Kentucky (OT)	104	100
1976-77	Dec. 11	Biscayne	112	70
1977-78	Jan. 6	Niagara	116	97
	Jan. 16	West Chester	116	84
	Jan. 25	at Vermont	100	67
1978-79	Dec. 7	at Delaware	102	98
	Jan. 13	Rider	100	83
	Feb. 3	at American	123	103
	Feb. 12	at Lehigh	100	93
1979-80	Dec. 11	Rider	102	59
	Jan. 9	West Chester	111	70
1981-82	Feb. 3	Canisius	102	76
1982-83	Mar. 9	Delaware	102	62

1984-85	Dec. 2	Maine	103	70
	Feb. 15	Manhattan	101	63
1986-87	Dec. 27	Northeastern	102	85
	Jan. 10	Manhattan	102	69
	Jan. 28	at Iona	100	85
1987-88	Jan. 21	Holy Cross	119	108
	Jan. 28	Iona	101	83
	Feb. 17	at Holy Cross	102	83
1988-89	Feb. 5	at American	111	91
	Feb. 13	Holy Cross	101	82
	Feb. 23	Florida St.	101	100
1989-90	Jan. 9	Siena	100	90
	Feb. 20	at Loyola (MD)	110	81
	Feb. 22	Manhattan	100	60
	Feb. 27	Army	106	73
	Mar. 4	Siena	106	90
1990-91	Dec. 22	at Villanova	102	94
	Dec. 31	at Loyola Marymount	133	118
1991-92	Dec. 28	at Oregon	105	75
	Jan. 4	Iona	120	88
1993-94	Dec. 29	Tennessee Tech	109	93

## LOSSES (32)

YEAR	DATE	OPPONENT	LSU	OPP
1963-64	Jan. 23	at Miami	99	121
	Feb. 25	at Western Kentucky	95	107
1964-65	Jan. 16	at Syracuse	81	104
1965-66	Dec. 11	at Georgetown	99	101
	Jan. 25	at Creighton	90	104
	Jan. 27	at Utah St.	97	109
	Mar. 5	Miami	102	108
1966-67	Dec. 17	Vanderbilt	95	100
	Dec. 23	at Louisville	88	106
	Jan. 14	at Syracuse	81	102
1967-68	Dec. 16	Niagara	83	100
1969-70	Jan. 3	St. Joseph's (2OT)	99	101
	Jan. 17	at Western Kentucky	80	102
	Feb. 17	at Miami	96	103
1970-71	Dec. 19	at Penn	88	107
1971-72	Jan. 11	at Western Kentucky	84	103
	Feb. 18	at Biscayne	93	103
1975-76	Feb. 4	Notre Dame	89	108
1976-77	Dec. 29	Washington	94	114
	Feb. 26	at Notre Dame	77	113
1977-78	Dec. 28	Louisville	85	113
	Jan. 19	at Syracuse	96	106
	Jan. 22	at St. Bonaventure	95	108
	Mar. 12	Villanova	97	103
1978-79	Dec. 2	at Kentucky	77	109
1979-80	Dec. 15	BYU (3OT)	106	108
1981-82	Jan. 27	Villanova	82	117
1982-83	Feb. 9	at Xavier	85	109
1984-85	Jan. 3	Iona	73	103
	Feb. 19	Fairfield (2OT)	105	106
1989-90	Jan. 6	Loyola Marymount	116	121
1993-94	Dec. 30	Ohio U.	80	100



# All-Time Record with Collegiate Opponents

St. Francis (NY)	7	2	1937	1948	1948 (59-50)	1943 (47-41)	Texas Tech	1	0	1975	1975	1975 (73-64)	
St. Francis (PA)	3	0	1947	1969	1969 (107-95)		Texas Wesleyan	1	0	1948	1948	1948 (69-66)	
St. John's	3	3	1936	1965	1956 (85-76)	1965 (78-71)	Toledo	1	4	1941	1950	1949 (62-51)	1950 (59-55)
<b>St. Joseph's</b>	<b>48</b>	<b>48</b>	<b>1901</b>	<b>1994</b>	<b>1993 (66-53)</b>	<b>1994 (73-71)</b>	Towson State	1	0	1983	1983	1983 (79-78)	
St. Louis	3	3	1951	1963	1955 (88-79)	1963 (62-61)	Tulsa	1	2	1940	1972	1971 (63-61)	1972 (80-77)
St. Mary's	0	1	1985	1985		1985 (69-59)	U.C.I. A.	2	1	1950	1955	1955 (85-77)	1950 (62-57)
St. Peter's	13	8	1984	1992	1992 (65-52)	1991 (57-50)	Upsala	2	0	1935	1936	1936 (31-24)	
San Diego State	1	1	1977	1981	1977 (88-84)	1981 (93-67)	Ursinus	1	0	1932	1932	1932 (29-26)	
<b>San Francisco</b>	<b>0</b>	<b>5</b>	<b>1949</b>	<b>1973</b>		<b>1973 (74-73)</b>	Utah	1	2	1947	1955	1948 (52-46)	1955 (76-69)
Santa Clara	1	3	1940	1982	1941 (41-37)	1982 (93-74)	Utah State	1	2	1964	1980	1964 (90-85)	1980 (89-88)
Scranton	18	8	1932	1960	1960 (82-77)	1946 (65-41)	Valparaiso	2	0	1957	1958	1958 (97-86)	
Seattle	0	2	1965	1966		1966 (84-62)	Vanderbilt	0	1	1967	1967		1967 (100-95)
Seton Hall	12	11	1932	1966	1965 (101-71)	1966 (93-92)	Vermont	7	0	1977	1984	1984 (91-75)	
Siena	4	3	1990	1992	1992 (84-71)	1992 (77-64)	Villanova	24	22	1934	1994	1992 (79-75)	1994 (55-54)
South Carolina	1	1	1969	1989	1989 (85-67)	1969 (62-59)	Virginia	2	0	1948	1958	1958 (72-64)	
South Florida	0	1	1982	1982		1982 (82-62)	Va Commonwealth	0	1	1983	1983		1983 (76-67)
SW Missouri State	2	0	1953	1990	1990 (62-58)		Wake Forest	1	1	1953	1974	1953 (76-59)	1974 (95-90)
Southern Cal	3	0	1948	1973	1973 (77-72)		Washington	0	1	1977	1977		1977 (114-94)
Southern Methodist	1	0	1977	1977	1977 (94-86)		Washington College	3	0	1940	1942	1942 (32-16)	
Southern Miss	1	1	1987	1990	1990 (79-63)	1987 (84-80)	West Chester	36	6	1932	1982	1982 (71-56)	1940 (30-27)
Stanford	2	1	1953	1985	1974 (77-66)	1985 (84-73)	West Virginia	3	1	1955	1992	1968 (100-83)	1992 (80-67)
Stetson	3	1	1978	1982	1982 (71-69)	1979 (90-76)	Western Carolina	0	1	1982	1982		1982 (58-55)
Susquehanna	1	0	1932	1932	1932 (17-11)		Western Kentucky	14	15	1943	1983	1983 (62-56)	1975 (91-87)
Swarthmore	2	0	1946	1947	1947 (47-43)		Widener (P.M.C.)	11	3	1936	1978	1978 (83-75)	1939 (36-31)
Syracuse	14	16	1955	1989	1970 (108-101)	1989 (92-76)	William & Mary	1	0	1949	1949	1949 (63-51)	
<b>Temple</b>	<b>35</b>	<b>49</b>	<b>1900</b>	<b>1994</b>	<b>1992 (78-67)</b>	<b>1994 (68-55)</b>	<b>Wisconsin-Green Bay</b>	<b>1</b>	<b>0</b>	<b>1983</b>	<b>1983</b>	<b>1983 (62-51)</b>	
Temple Pharmacy	2	1	1931	1932	1932 (33-17)	1931 (32-17)	Wyoming	0	1	1943	1943		1943 (56-32)
Tennessee	0	2	1970	1977		1977 (92-85)	Wyomissing P.I.	2	0	1940	1941	1941 (54-41)	
Tennessee Tech	1	0	1993	1993	1993 (109-93)		Xavier	2	6	1958	1994	1981 (70-65)	1994 (79-77)
Texas-San Antonio	1	0	1988	1988	1988 (74-51)		Yale	2	0	1970	1993	1993 (78-69)	
Texas A&M	2	1	1976	1982	1980 (72-67)	1983 (82-74)	Youngstown State	1	2	1952	1984	1953 (94-41)	1984 (81-76)

1994-95 OPPONENTS IN BOLD FACE



# RECORD AGAINST MAJOR CONFERENCES

## Atlantic Coast

Clemson	1-1
Duke	0-4
Florida State	1-1
Georgia Tech	1-1
Maryland	0-2
North Carolina State	5-7
North Carolina	1-2
Virginia	2-0
Wake Forest	1-1
<b>TOTAL</b>	<b>12-19</b>

## Atlantic 10

Duquesne	19-17
George Washington	2-0
Massachusetts	1-1
Rhode Island	1-4
Rutgers	2-1
St. Bonaventure	2-2
St. Joseph's	47-49
Temple	35-49
West Virginia	3-1
<b>TOTAL</b>	<b>112-124</b>

## Big 10

Illinois	0-1
Indiana	1-1
Iowa	2-0
Michigan	0-1
Michigan State	0-0
Minnesota	0-1
Northwestern	1-0
Ohio State	1-1
Penn State	2-1
Purdue	0-1
Wisconsin	1-0
<b>TOTAL</b>	<b>8-7</b>

## Big East

Boston College	3-1
Connecticut	0-0
Georgetown	15-9
Miami	9-4
Pittsburgh	0-1
Providence	2-2
Seton Hall	12-12
St. John's	3-3
Syracuse	14-16
Villanova	24-22
<b>TOTAL</b>	<b>82-70</b>

## Big 8

Colorado	0-1
Iowa State	0-0
Kansas	0-2
Kansas State	0-3
Missouri	0-1
Nebraska	1-1
Oklahoma	0-1
Oklahoma State	0-1
<b>TOTAL</b>	<b>1-10</b>

## Colonial

American	15-7
East Carolina	1-0
George Mason	0-0
James Madison	2-0
Old Dominion	0-0
Richmond	6-3
UNC-Wilmington	0-0
William & Mary	1-0
<b>TOTAL</b>	<b>25-10</b>

## Great Midwest

Cincinnati	3-6
Dayton	7-4
DePaul	2-6
Marquette	0-0
Memphis State	1-1
St. Louis	3-3
Alabama-Birmingham	0-0
<b>TOTAL</b>	<b>16-20</b>

## Metro

Louisville	2-7
South Florida	0-1
Southern Mississippi	1-1
Tulane	0-0
UNC-Charlotte	0-1
Virginia Commonwealth	0-1
Virginia Tech	0-0
<b>TOTAL</b>	<b>3-11</b>

## Metro Atlantic

Canisius	25-9
Fairfield	18-5
Iona	15-6
Loyola (MD)	30-2
Manhattan	37-7
Niagara	29-15
Siena	4-3
St. Peter's	13-8
<b>TOTAL</b>	<b>171-55</b>

## Midwestern Collegiate

Butler	1-5
Cleveland State	1-0
Detroit	4-4
Illinois-Chicago	0-0
Loyola Chicago	4-0
Northern Illinois	0-0
Wisconsin-Green Bay	1-0
Wisconsin-Milwaukee	0-0
Wright State	0-0
Xavier	2-6
<b>TOTAL</b>	<b>13-15</b>

## Missouri Valley

Bradley	2-1
Creighton	4-6
Drake	0-0
Evansville	1-3
Illinois State	1-0
Indiana State	0-0
Northern Iowa	0-0
Southern Illinois	0-0
Southwest Missouri State	2-0
Tulsa	1-2
Wichita State	0-0
<b>TOTAL</b>	<b>11-12</b>

## Pacific 10

Arizona	2-0
Arizona State	0-0
California	1-0
Oregon	1-0
Oregon State	0-1
Stanford	2-1
UCLA	2-1
Southern California	3-0
Washington State	0-0
Washington	0-1
<b>TOTAL</b>	<b>11-4</b>

## Southeastern

Alabama	2-3
Arkansas	1-0
Auburn	0-0
Florida	1-0
Georgia	2-3
Kentucky	0-3
Louisiana State	0-0
Mississippi	0-0
Mississippi State	0-0
South Carolina	1-1
Tennessee	0-2
Vanderbilt	0-1
<b>TOTAL</b>	<b>7-13</b>

## Southwest

Baylor	2-0
Houston	0-1
Rice	1-2
SMU	1-0
Texas Christian	0-0
Texas	0-0
Texas A&M	2-1
Texas Tech	1-0
<b>TOTAL</b>	<b>7-4</b>

## Sun Belt

Arkansas State	0-0
Arkansas-Little Rock	1-0
Central Florida	1-0
Jacksonville	0-0
Lamar	0-0
Louisiana Tech	0-1
New Orleans	0-0
South Alabama	0-0
Southwestern Louisiana	0-0
Texas-Pan American	0-0
Western Kentucky	14-15
<b>TOTAL</b>	<b>16-16</b>

## Western Athletic

Air Force	0-0
Brigham Young	6-3
Colorado State	0-0
Hawaii	0-0
New Mexico	0-0
San Diego State	1-1
Utah	1-2
UTEP	0-0
Wyoming	0-1
<b>TOTAL</b>	<b>8-7</b>

## West Coast

Gonzaga	0-0
Loyola Marymount	1-1
Pepperdine	0-0
Portland	0-0
San Diego	0-0
San Francisco	0-5
Santa Clara	1-3
Saint Mary's	0-1
<b>TOTAL</b>	<b>2-10</b>



# Year-by-Year 1931-43

## All Games Played at Wister Hall Except Where Noted

### 1931-32 (Won 15, Lost 8)

	Opponent	LSC	OPP
Dec. 9	Alumni	39	11
Dec. 12	at Delaware	25	33
Dec. 16	Temple Pharmacy	35	11
Dec. 18	West Chester	38	20
Dec. 19	at Seton Hall	28	34
Jan. 5	Philadelphia Textile	31	10
Jan. 8	at Mount St. Mary's	27	33
Jan. 14	Ursinus	29	26
Jan. 17	Susquehanna	17	11
Jan. 22	Elizabethtown	46	14
Jan. 23	at Temple Pharmacy	33	17
Jan. 30	Gallaudet	17	23
Feb. 3	at Penn A.C.	38	37
Feb. 6	at Princeton	24	25
Feb. 9	Seton Hall	34	24
Feb. 12	at Elizabethtown	42	29
Feb. 17	Lutheran Seminary	50	24
Feb. 20	Mount St. Mary's	24	32
Feb. 22	Manhattan	34	32
Feb. 24	at West Chester	15	18
Feb. 27	at Susquehanna	39	29
Mar. 2	Pennsylvania Optometry	36	18
Mar. 4	at Scranton	16	33

Head Coach: Thomas Conley

### 1932-33 (Won 13, Lost 3)

	Opponent	LSC	OPP
Dec. 5	Seton Hall	31	28
Dec. 13	Penn A.C.	28	19
Dec. 16	Catholic	33	21
Dec. 17	Cooper Union	33	16
Jan. 6	at Mount St. Mary's	14	21
Jan. 11	at Seton Hall	20	37
Jan. 14	Baltimore	25	14
Jan. 17	West Chester	33	30
Jan. 20	Susquehanna	39	26
Jan. 27	at Scranton	29	38
Feb. 1	at West Chester	30	27
Feb. 3	St. Thomas	36	25
Feb. 10	Rider	39	29
Feb. 16	at Penn A.C.	32	25
Feb. 18	Mount St. Mary's	32	14
Mar. 1	at Delaware	38	27

Head Coach: Thomas Conley

### 1933-34 (Won 14, Lost 3)

	Opponent	LSC	OPP
Dec. 8	Penn A.C.	29	18
Dec. 13	Pennsylvania	22	35
Dec. 16	Catholic	34	30
Jan. 2	Niagara	28	33
Jan. 5	Baltimore	35	32
Jan. 10	at Rider	38	25
Jan. 16	at Penn A.C.	37	24
Jan. 26	Scranton	25	22
Jan. 30	West Chester	37	23
Feb. 3	St. Joseph's	27	15
Feb. 7	Morris Harvey	38	36
Feb. 10	St. Joseph's	39	20
Feb. 12	West Chester	25	24
Feb. 22	Loyola (Md)	49	25
Feb. 28	Philadelphia Osteopathy	32	13
Mar. 2	Scranton	28	23
Mar. 7	Villanova	23	25

Head Coach: Leonard Tanseer

### 1934-35 (Won 15, Lost 6)

	Opponent	LSC	OPP
Dec. 6	Philadelphia Pharmacy	62	33
Dec. 11	at Penn A.C. (2OT)	34	38
Dec. 14	Catholic	29	24
Dec. 18	Upsala	51	22
Dec. 20	Mount St. Mary's	27	14
Jan. 8	Penn A.C.	44	23
Jan. 11	Scranton	39	33
Jan. 15	at Seton Hall	30	21
Jan. 19	St. Joseph's	23	25
Jan. 22	at Catholic	21	30
Jan. 26	Seton Hall	35	19
Jan. 28	Davis-Elkins	34	24
Feb. 1	Brooklyn College	28	17
Feb. 11	at Villanova	21	22
Feb. 13	at St. Joseph's	32	25
Feb. 16	at Philadelphia Pharmacy	52	35
Feb. 20	at Pennsylvania	22	33
Feb. 22	St. Joseph's	25	26
Feb. 27	Rider	44	35
Mar. 1	U of Baltimore	30	25
Mar. 9	Villanova	29	23

Head Coach: Leonard Tanseer

### 1935-36 (Won 4, Lost 13)

	Opponent	LSC	OPP
Dec. 11	Pennsylvania	28	36
Dec. 14	at Upsala	31	24
Dec. 18	Penn A.C.	23	40
Dec. 30	St. Joseph's (ARENA)	19	23
Jan. 11	P.M.C.	36	30
Jan. 14	at West Chester	20	39
Jan. 17	at Long Island University	9	49
Jan. 22	Catholic	35	33
Jan. 29	at St. John's	26	40
Feb. 1	St. Joseph's	20	40
Feb. 5	Rider	27	29
Feb. 8	Scranton	19	36
Feb. 12	at West Chester	30	36
Feb. 15	at P.M.C.	32	43
Feb. 19	Philadelphia Pharmacy	29	16
Feb. 21	Scranton	32	33
Feb. 26	Catholic	37	45

Head Coach: Leonard Tanseer

### 1936-37 (Won 12, Lost 7)

	Opponent	LSC	OPP
Dec. 2	Philadelphia Pharmacy	41	15
Dec. 4	Alumni	42	22
Dec. 9	Pennsylvania	25	26
Dec. 18	Roanoke	32	29
Dec. 21	Temple (OT)	37	31
Dec. 28	St. Joseph's (ARENA)	20	25
Jan. 11	at Long Island U. (OT)	30	34
Jan. 16	Catholic	24	20
Jan. 20	Rider	34	31
Jan. 27	at P.M.C.	51	34
Jan. 30	Providence	47	36
Feb. 2	at West Chester	39	24
Feb. 6	St. Francis (NY)	31	25
Feb. 10	P.M.C.	32	21
Feb. 12	at Scranton	25	31
Feb. 16	St. Joseph's (OT)	25	28
Feb. 19	at Catholic	35	36
Feb. 24	West Chester (2OT)	27	28
Feb. 26	Scranton	35	32

Head Coach: Leonard Tanseer

### 1937-38 (Won 9, Lost 8)

	Opponent	LSC	OPP
Dec. 10	at Seton Hall	28	38
Dec. 15	Alumni	33	16
Dec. 20	Scranton	47	43
Dec. 30	at Geneva	48	29
Jan. 7	Scranton	26	36
Jan. 15	P.M.C.	25	22
Jan. 18	West Chester	47	34
Jan. 22	Temple (CH)	22	37
Jan. 28	St. Joseph's (CH)	22	18
Feb. 2	Rider	41	27
Feb. 5	at St. Francis (NY)	28	26
Feb. 8	Westminster	20	45
Feb. 12	at P.M.C.	40	46
Feb. 18	C.C.N.Y.	23	40
Feb. 22	Seton Hall (CH)	27	29
Mar. 1	at West Chester	30	33
Mar. 4	Long Island U. (CH)	36	35

Head Coach: Leonard Tanseer

### 1938-39 (Won 13, Lost 6)

	Opponent	LSC	OPP
Dec. 2	Roanoke	30	31
Dec. 6	Alumni	34	24
Dec. 9	Seton Hall (OT)	34	32
Dec. 14	at Illinois Wesleyan	25	23
Dec. 20	at Millersville	31	30
Jan. 6	Temple (CH)	38	27
Jan. 10	at West Chester	46	31
Jan. 12	at Scranton	25	33
Jan. 19	Mount St. Mary's	34	26
Jan. 21	at P.M.C.	31	36
Jan. 24	Millersville	40	29
Jan. 28	St. Francis (NY)	36	26
Feb. 3	St. Joseph's (CH)	32	31
Feb. 8	Lebanon Valley	49	41
Feb. 11	at C.C.N.Y.	39	43
Feb. 14	West Chester	48	40
Feb. 17	P.M.C.	46	28
Feb. 23	at Catholic	40	45
Mar. 3	Long Island U. (CH)	21	28

Head Coach: Leonard Tanseer

### 1939-40 (Won 12, Lost 8)

	Opponent	LSC	OPP
Dec. 4	Wyomissing P.I.	53	44
Dec. 6	Millersville	35	27
Dec. 8	Loyola (Md)	34	31
Dec. 10	Scranton	41	23
Dec. 12	West Chester	37	21
Dec. 14	Washington College	46	33
Dec. 18	Oklahoma A & M (CH)	16	33
Dec. 22	Davis-Elkins	35	32
Dec. 25	Santa Clara (CH)	29	54
Dec. 28	Akron	33	30
Jan. 5	Butler (CH)	37	46
Jan. 17	Temple (CH)	37	39
Jan. 27	St. Francis (NY) (CH)	35	32
Feb. 3	Tulsa	36	46
Feb. 6	at West Chester	27	30
Feb. 10	Duquesne (OT) (CH)	23	27
Feb. 16	St. Joseph's (CH)	28	33
Feb. 19	P.M.C.	50	31
Feb. 25	Catholic	40	29
Feb. 28	Manhattan (CH)	46	33

Head Coach: Leonard Tanseer

### 1940-41 (Won 11, Lost 8)

	Opponent	LSC	OPP
Dec. 1	Loyola (Md)	39	34
Dec. 3	Wyomissing P.I.	54	41
Dec. 5	Morris-Harvey	34	28
Dec. 17	Washington College	51	22
Dec. 24	Rice	45	51
Jan. 3	Santa Clara	41	37
Jan. 8	Davis-Elkins	44	43
Jan. 12	Moravian	48	22
Jan. 17	Temple	22	27
Jan. 26	Canisius	43	37
Jan. 28	Scranton	45	47
Feb. 4	West Chester	43	31
Feb. 12	Manhattan	44	53
Feb. 14	St. Joseph's (CH)	40	48
Feb. 20	Long Island University	41	42
Feb. 24	Muhlenberg	49	51
Feb. 26	LSC Faculty	50	35
Feb. 28	Alumni	43	36
Mar. 2	Toledo	43	56

Head Coach: Leonard Tanseer

### 1941-42 (Won 12, Lost 11)

	Opponent	LSC	OPP
Dec. 5	Alumni	48	26
Dec. 10	Morris-Harvey	39	27
Dec. 12	Washington College	32	16
Dec. 16	Millersville	54	44
Dec. 20	Niagara (CH)	37	40
Dec. 29	Rice (CH)	41	51
Jan. 2	Davis-Elkins	44	33
Jan. 10	Scranton	44	35
Jan. 13	Newark	67	20
Jan. 17	St. Joseph's (CH)	53	58
Jan. 28	St. Francis (NY)	34	50
Jan. 30	at Scranton	34	29
Feb. 2	at Columbus	45	47
Feb. 3	at Loyola (Md)	46	26
Feb. 7	C.C.N.Y.	45	48
Feb. 10	at Rider	43	22
Feb. 14	Temple (CH)	38	48
Feb. 24	Moravian	60	50
Feb. 27	Long Island U. (CH)	37	61
Mar. 3	at Seton Hall	37	40
Mar. 6	Toledo (CH)	37	65
Mar. 11	Muhlenberg	39	37
Mar. 16	Yale & Towne	43	48

Head Coach: Charles "Obie" O'Brien

### 1942-43 (Won 13, Lost 10)

	Opponent	LSC	OPP
Dec. 4	Loyola (Md)	51	31
Dec. 8	Fort Dix	43	31
Dec. 11	Millersville	50	34
Dec. 16	Rider	60	33
Dec. 20	Marshall	32	56
Dec. 26	Wyoming (CH)	32	56
Jan. 2	North Carolina Anvt.(CH)	58	37
Jan. 6	at Moravian	59	54
Jan. 8	at Aberdeen	33	42
Jan. 13	Aberdeen	40	54
Jan. 16	St. Joseph's (CH)	45	48
Jan. 20	Coast Guard	58	37
Jan. 23	at Rider	42	38
Jan. 28	St. Francis (NY) (MSG)	41	47
Feb. 2	Arnold	83	48
Feb. 6	Western Kentucky (CH)	44	52
Feb. 9	Alumni	63	43
Feb. 12	at Scranton	51	38
Feb. 20	Temple (CH)	43	47
Feb. 23	at Seton Hall	27	38

# Year-by-Year 1943-52

## 1942-43 (Continued)

Feb. 24	at Newark	50	35
Feb. 27	Long Island U. (CH)	51	46
Mar. 6	Toledo (CH)	46	68

Head Coach: Charles "Obie" O'Brien

## 1943-44 (Won 8, Lost 8)

	Opponent	LSC	OPP
Jan. 3	St. Joseph's	33	53
Jan. 7	Fort Miles	47	28
Jan. 12	Marines	42	30
Jan. 14	Rider	43	30
Jan. 17	at St. Joseph's	37	53
Jan. 19	Fort Miles	59	47
Jan. 21	Marines	44	37
Jan. 25	Atlantic City Navy Air	40	41
Jan. 29	at Loyola (Md)	45	53
Feb. 2	Rider	45	44
Feb. 4	Haverford	42	56
Feb. 8	Temple	45	73
Feb. 15	at Haverford	50	53
Feb. 17	Marines	44	29
Feb. 23	Coast Guard	51	52
Feb. 26	Atlantic City Navy Air	61	42

Head Coach: Joe Meehan

## 1944-45 (Won 11, Lost 8)

	Opponent	LSC	OPP
Dec. 8	Alumni	58	34
Dec. 9	at Scranton	65	46
Dec. 13	at Morehead State	47	54
Dec. 20	at Lafayette	45	52
Jan. 3	Kutztown	53	54
Jan. 6	at Loyola (Md)	82	42
Jan. 8	at Atlantic City Hospital	66	64
Jan. 9	at Atlantic City Navy Air	37	40
Jan. 17	at Rider	56	45
Jan. 24	Atlantic City Navy Air	44	52
Jan. 26	Coast Guard	44	58
Feb. 2	Drexel	95	34
Feb. 7	Kutztown	64	48
Feb. 10	St. Joseph's (CH)	36	39
Feb. 14	Loyola (MD)	59	44
Feb. 16	U.S. Marines	78	53
Feb. 23	at Drexel	75	46
Feb. 28	Rider	69	63
Mar. 3	Oklahoma (CH)	38	52

Head Coach: Joe Meehan

## 1945-46 (Won 9, Lost 14)

	Opponent	LSC	OPP
Dec. 6	Alumni	66	43
Dec. 12	Loyola (Md)	45	42
Dec. 15	C.C.N.Y.	52	94
Dec. 19	Muhlenberg	33	51
Dec. 22	Philadelphia Navy	48	71
Dec. 27	Coast Guard	59	46
Jan. 3	Swarthmore	65	40
Jan. 5	Temple	60	70
Jan. 10	Lakehurst	58	51
Jan. 15	Rider	48	74
Jan. 19	Lafayette	49	57
Jan. 22	Albright	59	63
Jan. 26	Catholic	54	37
Feb. 2	St. Joseph's (CH)	38	36
Feb. 4	Scranton	41	65
Feb. 8	Naval Hospital	69	71
Feb. 12	at Georgetown	55	53
Feb. 16	Loyola (Md)	54	43

## 1945-46 (Continued)

Feb. 19	Gettysburg	54	79
Feb. 22	Albright	61	67
Feb. 26	Rider	65	75
Mar. 1	Manhattan	45	52
Mar. 4	Georgetown	37	54

Head Coach: Joe Meehan

## 1946-47 (Won 20, Lost 6)

	Opponent	LSC	OPP
Nov. 30	at Boston College	76	41
Dec. 5	Lock Haven	69	36
Dec. 8	Loyola (Md)	71	46
Dec. 12	at Seton Hall	42	56
Dec. 15	Scranton	82	36
Dec. 18	Gettysburg	67	48
Dec. 27	Alumni	49	28
Jan. 1	Utah (CH)	44	51
Jan. 4	at Muhlenberg	44	59
Jan. 8	Pennsylvania (PAL)	56	68
Jan. 11	North Carolina (2OT) (CH)	65	62
Jan. 18	at Albright	65	62
Jan. 21	Millersville	74	32
Jan. 25	Temple (OT) (CH)	73	71
Jan. 29	P.M.C.	95	20
Jan. 31	at Loyola (Md)	59	49
Feb. 4	Catholic	68	33
Feb. 8	St. Joseph's (OT) (CH)	48	45
Feb. 12	Georgetown (OT) (CH)	59	65
Feb. 17	Lebanon Valley	72	59
Feb. 22	Albright	55	47
Feb. 25	Seton Hall	54	46
Mar. 1	at St. Francis (Pa)	67	55
Mar. 4	St. Francis (NY)	53	44
Mar. 14	Swarthmore*	47	43
Mar. 15	Muhlenberg*	41	45

\* - MAC Tournament at Easton, PA  
Head Coach: Charles McGlone

## 1947-48 (Won 20, Lost 4)

	Opponent	LSC	OPP
Nov. 28	Alumni	71	35
Dec. 3	Millersville	63	47
Dec. 5	Loyola (Md)	64	62
Dec. 9	Moravian	70	58
Dec. 13	Arkansas	69	58
Dec. 17	at Lebanon Valley	77	43
Dec. 30	Southern California (CH)	61	48
Jan. 1	Utah (CH)	52	46
Jan. 7	at Lafayette	43	39
Jan. 10	Virginia (CH)	67	59
Jan. 13	Scranton	73	48
Jan. 15	at Georgetown	48	35
Jan. 24	Temple (CH)	52	54
Jan. 27	Texas Wesleyan	69	66
Feb. 3	Albright	68	30
Feb. 7	St. Joseph's (OT) (CH)	65	70
Feb. 9	at Loyola (Md)	74	58
Feb. 14	St. Francis (NY) (CH)	53	52
Feb. 18	Pennsylvania	55	43
Feb. 21	at Muhlenberg (3OT)	74	68
Feb. 23	St. Francis (NY) (CH)	59	50
Feb. 27	Cincinnati	47	55
Mar. 3	at Gettysburg	78	62
Mar. 11	Western Kentucky (MSG)*	61	68

\* - National Invitation Tournament  
Head Coach: Charles McGlone

## 1948-49 (Won 21, Lost 7)

	Opponent	LSC	OPP
Dec. 2	Lock Haven	67	38
Dec. 6	at Loyola (Md)	78	57
Dec. 8	Brigham Young (CH)	76	54
Dec. 13	Millersville	65	52
Dec. 18	at Albright	58	45
Dec. 22	Georgia Tech (CH)	67	59
Dec. 27	Louisville (CH)	76	71
Dec. 29	San Francisco (CH)	45	51
Jan. 4	Muhlenberg (PAL)	73	56
Jan. 8	at Holy Cross	63	61
Jan. 11	Loyola (Md)	85	61
Jan. 13	at Toledo	62	51
Jan. 14	at Baldwin-Wallace	49	52
Jan. 19	Temple (CH)	36	54
Jan. 22	at Canisius	59	43
Jan. 29	at Muhlenberg	57	55
Feb. 5	St. Joseph's (CH)	78	41
Feb. 8	at Bowling Green	45	57
Feb. 9	at Cincinnati	42	36
Feb. 12	Manhattan	76	46
Feb. 16	at Pennsylvania	64	44
Feb. 19	Georgetown	62	45
Feb. 21	Lafayette	61	37
Feb. 24	Manhattan (CH)	53	62
Feb. 26	North Carolina State (CH)	56	60
Mar. 2	Gettysburg	93	60
Mar. 7	Cincinnati*	49	50
Mar. 9	William & Mary*	63	51

\* - Cincinnati Invitational Tournament at Cincinnati, OH  
Head Coach: Charles McGlone

## 1949-50 (Won 21, Lost 4)

	Opponent	LSC	OPP
Dec. 7	Millersville	76	41
Dec. 10	at De Paul	49	41
Dec. 14	Loyola (Md)	73	51
Dec. 17	Temple (CH)	60	55
Dec. 26	U.C.L.A. (CH)	57	62
Dec. 29	San Francisco (CH)	44	46
Dec. 31	Georgetown	90	58
Jan. 2	Western Kentucky (CH)	80	69
Jan. 7	Bowling Green (CH)	72	62
Jan. 11	Bloomsburg	67	41
Jan. 14	at North Carolina State	66	51
Jan. 18	Albright	84	37
Jan. 21	St. Joseph's (CH)	74	53
Jan. 28	Temple (CH)	67	51
Feb. 4	St. Joseph's	79	50
Feb. 6	at Baldwin-Wallace	91	65
Feb. 11	Toledo (CH)	55	59
Feb. 15	at Loyola (Md)	71	59
Feb. 18	at Muhlenberg	87	60
Feb. 21	Manhattan (MSG)	65	60
Feb. 25	Cincinnati	76	65
Mar. 1	at Gettysburg	61	50
Mar. 6	at Boston College	83	61
Mar. 11	Arizona (MSG)*	72	66
Mar. 14	Duquesne (MSG)*	47	49

\* - National Invitation Tournament  
Head Coach: Ken Loeffler

## 1950-51 (Won 22, Lost 7)

	Opponent	LSC	OPP
Dec. 6	Millersville	57	39
Dec. 8	Loyola (Md)	70	42
Dec. 13	at Albright	58	51
Dec. 16	St. Joseph's (CH)	81	63

## 1950-51 (Continued)

Dec. 18	Gettysburg	70	65
Dec. 23	Niagara (CH)	82	56
Dec. 26	Western Kentucky (CH)	63	73
Dec. 27	Idaho (AC)	60	49
Jan. 1	Temple (CH)	82	65
Jan. 4	at Baldwin-Wallace	86	67
Jan. 6	Bowling Green (CH)	85	57
Jan. 9	at Duquesne	43	53
Jan. 10	at Geneva	87	58
Jan. 13	St. Joseph's (CH)	77	64
Jan. 17	Scranton	80	60
Jan. 20	at North Carolina State	74	76
Jan. 25	at Loyola (Md)	71	42
Jan. 27	Temple (CH)	54	59
Feb. 3	Lafayette (CH)	71	64
Feb. 5	at Miami (Fla)	95	84
Feb. 6	at Miami (Fla) (OT)	75	77
Feb. 10	George Washington (CH)	85	63
Feb. 13	at Georgetown	79	74
Feb. 17	at Muhlenberg	69	55
Feb. 20	at Manhattan (MSG)	64	63
Feb. 24	Cincinnati (CH)	61	62
Feb. 27	at Lafayette (OT)	66	59
Mar. 2	Muhlenberg (SJU)	83	55
Mar. 10	St. Louis (MSG)*	61	73

\* - National Invitation Tournament  
Head Coach: Ken Loeffler

## 1951-52 (Won 25, Lost 7)

	Opponent	LSC	OPP
Nov. 29	Loyola (Md)	93	66
Dec. 1	at Niagara	85	74
Dec. 5	Millersville	66	45
Dec. 8	West Chester	85	55
Dec. 12	Lafayette	62	52
Dec. 18	Albright	76	68
Dec. 29	Delaware (SJU)	85	44
Jan. 1	Western Kentucky (SJU)	67	58
Jan. 5	at St. Louis	46	62
Jan. 8	Temple (CH)	75	59
Jan. 12	Eastern Kentucky (CH)	77	56
Jan. 16	at Scranton	92	55
Jan. 19	at Muhlenberg	95	77
Jan. 24	at Loyola (Md)	91	65
Jan. 26	St. Joseph's (CH)	53	54
Feb. 2	Temple (CH)	65	50
Feb. 4	at Duquesne	60	71
Feb. 5	at Youngstown	57	68
Feb. 6	at Geneva	103	74
Feb. 9	Murray State (CH)	105	82
Feb. 13	at Pennsylvania	75	58
Feb. 16	St. Joseph's (CH)	68	50
Feb. 23	Georgetown (CH)	68	70
Feb. 28	at Manhattan (MSG)	77	55
Mar. 1	Muhlenberg (SJU)	92	77
Mar. 8	Seton Hall (MSG)*	80	76
Mar. 10	St. John's (MSG)*	51	45
Mar. 13	Duquesne (MSG)*	59	46
Mar. 15	Dayton (MSG)*	75	64
Mar. 29	St. John's (MSG)**	71	62
Mar. 31	Kansas (MSG)**	65	70
Apr. 1	Phillips Oilers (MSG)**	58	92

\* - National Invitation Tournament - CHAMPION  
\*\* - U.S. Olympic Trials  
Head Coach: Ken Loeffler

## 1952-53 (Won 25, Lost 3)

	Opponent	LSC	OPP
Dec. 3	Millersville	83	38
Dec. 6	at Niagara	87	76
Dec. 10	at Albright	101	62

# Year-by-Year 1952-61

## 1952-53 (Continued)

Dec. 12	West Chester	111	60
Dec. 14	at Dayton	73	64
Dec. 15	at SW Missouri State	77	70
Dec. 17	at Arizona	87	68
Dec. 19	at Stanford	95	80
Dec. 27	De Paul*	61	63
Dec. 29	Cincinnati*	86	81
Dec. 30	N.Y.U.*	80	63
Jan. 3	Wake Forest (CH)	76	59
Jan. 7	Loyola (Md)	89	47
Jan. 10	at Muhlenberg	97	77
Jan. 13	at Manhattan (MSG)	63	52
Jan. 17	at De Paul	62	68
Jan. 24	St. Joseph's (CH)	79	52
Jan. 31	Eastern Kentucky (CH)	89	67
Feb. 4	at Loyola (Md)	73	61
Feb. 7	Duquesne (CH)	74	66
Feb. 11	St. Joseph's (CH)	75	63
Feb. 14	Temple (CH)	57	42
Feb. 18	Muhlenberg	106	73
Feb. 21	at Georgetown	73	68
Feb. 25	at Lafayette	56	60
Feb. 28	Youngstown (SJU)	94	41
Mar. 4	Temple (SJU)	65	45
Mar. 9	St. John's (MSG)**	74	75

\* - Holiday Festival - at Madison Square Garden  
\*\* - National Invitation Tournament

Head Coach: Ken Loeffler

## 1953-54 (Won 26, Lost 4)

	Opponent	LSC	OPP
Dec. 2	Millersville (LH)	79	57
Dec. 5	West Chester	65	51
Dec. 9	Albright	76	46
Dec. 12	at Niagara	66	74
Dec. 16	Lafayette (LH)	88	70
Dec. 18	Georgetown (CH)	58	49
Dec. 21	U.C.L.A.*	62	53
Dec. 22	Kentucky*	60	73
Dec. 26	St. Louis**	77	63
Dec. 28	Niagara**	50	69
Dec. 30	Brigham Young**	74	62
Jan. 2	Temple (CH)	77	53
Jan. 6	Loyola (MD) (LH)	97	62
Jan. 9	Muhlenberg (CH)	85	65
Jan. 12	at Manhattan	69	61
Jan. 16	Dayton (CH)	82	58
Jan. 23	at North Carolina State	83	78
Jan. 30	St. Joseph's (CH)	73	57
Feb. 2	at Dickinson	78	51
Feb. 6	Furman (CH)	100	83
Feb. 10	Iona (LH)	82	69
Feb. 13	Temple (CH)	56	57
Feb. 17	Fordham (CH)	61	56
Feb. 20	St. Joseph's (CH)	78	64
Feb. 27	St. Louis (CH)	96	82
Mar. 8	Fordham (OT)**	76	74
Mar. 12	North Carolina St.****	88	81
Mar. 13	Navy****	64	48
Mar. 19	Penn State*****	69	54
Mar. 20	Bradley*****	92	76

\* - Kentucky Invitational at Lexington, KY  
\*\* - Holiday Festival at Madison Square Garden  
\*\*\* - NCAA Tournament at Buffalo, NY  
\*\*\*\* - NCAA Tournament at Palestra  
\*\*\*\*\* - NCAA Tournament at Kansas City, MO

**CHAMPION**

Head Coach: Ken Loeffler

## 1954-55 (Won 26, Lost 5)

	Opponent	LSC	OPP
Dec. 1	Millersville (LH)	88	72
Dec. 5	at Loyola (La)	85	71
Dec. 8	P.M.C. (LH)	94	39
Dec. 11	at Niagara (OT)	76	75
Dec. 15	at Lafayette	76	60
Dec. 18	Utah (MSG)	69	79
Dec. 21	Southern California*	49	38
Dec. 22	Kentucky*	54	63
Dec. 27	Syracuse**	103	54
Dec. 29	U.C.L.A.**	85	77
Dec. 31	Duquesne**	65	67
Jan. 2	at St. Louis	88	79
Jan. 8	Brandeis (CH)	102	56
Jan. 12	Muhlenberg (LH)	88	79
Jan. 15	Lebanon Valley (LH)	112	70
Jan. 19	at West Chester	85	50
Jan. 22	at North Carolina St.	73	76
Jan. 29	St. Joseph's (CH)	82	56
Feb. 2	at Georgetown	85	58
Feb. 5	Georgetown (CH)	74	46
Feb. 10	at Manhattan (MSG)	76	62
Feb. 12	Richmond (CH)	91	80
Feb. 16	at Albright	89	69
Feb. 19	at Muhlenberg	85	71
Feb. 23	at Fordham	64	49
Feb. 26	Temple (OT) (CH)	59	57
Mar. 8	West Virginia***	95	61
Mar. 11	Princeton****	73	46
Mar. 12	Canisius****	99	64
Mar. 18	Iowa*****	76	73
Mar. 19	San Francisco*****	63	77

\* - Kentucky Invitational at Lexington, KY  
\*\* - Holiday Festival at Madison Square Garden  
\*\*\* - NCAA Tournament at Madison Square Garden  
\*\*\*\* - NCAA Tournament at Palestra  
\*\*\*\*\* - NCAA Tournament at Kansas City, MO

Head Coach: Ken Loeffler

### ALL HOME GAMES AT PALESTRA EXCEPT WHERE NOTED

## 1955-56 (Won 15, Lost 10)

	Opponent	LSC	OPP
Dec. 1	Millersville (LH)	88	70
Dec. 3	Muhlenberg	58	69
Dec. 6	Albright (LH)	96	63
Dec. 10	Niagara	70	72
Dec. 14	Lafayette	95	81
Dec. 17	at Bradley	78	93
Dec. 26	San Francisco*	62	79
Dec. 28	Syracuse*	75	72
Dec. 30	St. John's*	85	76
Jan. 4	St. Joseph's	56	69
Jan. 7	West Virginia	87	71
Jan. 13	Syracuse	71	64
Jan. 18	Pennsylvania	64	52
Jan. 21	Seton Hall	63	64
Jan. 28	at Richmond	74	59
Feb. 4	Georgetown (OT)	63	67
Feb. 7	at Fordham	69	84
Feb. 10	Furman	73	65
Feb. 15	Temple	57	60
Feb. 18	at Muhlenberg	81	70
Feb. 24	Scranton	82	51
Feb. 27	West Chester (LH)	90	78
Feb. 29	Villanova	71	64
Mar. 6	Dickinson (LH)	98	57
Mar. 7	Villanova	73	76

\* - Holiday Festival at Madison Square Garden

Head Coach: Jim Pollard

## 1956-57 (Won 17, Lost 9)

	Opponent	LSC	OPP
Dec. 3	Millersville (LH)	61	53
Dec. 5	at Albright	75	52
Dec. 11	at Lafayette	75	84
Dec. 13	Bradley	87	77
Dec. 15	at Niagara	83	74
Dec. 18	Indiana	80	93
Dec. 20	North Carolina State	83	78
Dec. 27	Western Kentucky*	76	89
Dec. 28	Seton Hall*	82	72
Dec. 29	Valparaiso*	103	73
Jan. 5	Manhattan	81	72
Jan. 9	St. Joseph's	85	97
Jan. 12	Cincinnati	58	74
Jan. 15	at West Chester	57	51
Jan. 19	at Syracuse	82	94
Jan. 26	Pennsylvania	84	73
Feb. 2	at Muhlenberg	68	93
Feb. 5	at Georgetown	62	75
Feb. 9	Seton Hall	61	70
Feb. 12	Temple	63	61
Feb. 16	Duquesne	87	80
Feb. 19	Muhlenberg	99	82
Feb. 23	Richmond	60	52
Feb. 27	Fordham	84	66
Mar. 6	Villanova	75	61
Mar. 9	St. Joseph's	61	57

\* - Orange Bowl Classic at Miami, FL

Head Coach: Jim Pollard

## 1957-58 (Won 16, Lost 9)

	Opponent	LSC	OPP
Dec. 2	Millersville	80	90
Dec. 7	Albright	83	55
Dec. 11	Lafayette	82	74
Dec. 14	at Manhattan	72	59
Dec. 17	Pennsylvania (OT)	66	67
Dec. 21	Niagara (OT)	69	68
Dec. 27	Virginia*	72	64
Dec. 28	Richmond (OT)*	59	55
Jan. 4	Syracuse (OT)	59	55
Jan. 7	Muhlenberg (LH)	67	61
Jan. 11	Villanova (3OT)	111	105
Jan. 14	at Duquesne	55	74
Jan. 17	Georgetown	62	64
Jan. 25	at Valparaiso	97	86
Jan. 27	at Xavier	65	76
Feb. 1	at Muhlenberg	82	80
Feb. 8	at St. Bonaventure	71	91
Feb. 12	Temple	61	71
Feb. 14	West Chester (LH)	68	66
Feb. 19	Scranton	86	60
Feb. 22	at North Carolina State	62	71
Feb. 26	St. Joseph's (OT)	77	82
Mar. 1	Morehead State	89	86
Mar. 5	at Seton Hall	80	79
Mar. 8	Villanova	75	64

\* - Richmond Invitational at Richmond, VA

**Champion**

Head Coach: Jim Pollard

## 1958-59 (Won 16, Lost 7)

	Opponent	LSC	OPP
Dec. 2	Millersville (LH)	85	58
Dec. 6	at Niagara	56	72
Dec. 10	at Lafayette	84	77
Dec. 13	Lehigh	81	47
Dec. 17	North Carolina State	67	82
Dec. 20	Western Kentucky	84	75
Jan. 3	Manhattan	78	71

## 1958-59 (Continued)

Jan. 7	Bucknell	70	68
Jan. 10	at Muhlenberg	92	77
Jan. 14	at Syracuse	79	71
Jan. 17	Temple	67	64
Jan. 24	at Canisius	77	64
Jan. 26	at Western Kentucky	74	96
Jan. 31	Pennsylvania	70	73
Feb. 4	Muhlenberg	75	92
Feb. 7	Seton Hall	83	69
Feb. 11	at Georgetown	102	72
Feb. 14	Duquesne	72	65
Feb. 18	at Albright	93	62
Feb. 21	St. Joseph's	63	70
Feb. 25	West Chester	85	67
Feb. 28	Xavier	99	80
Mar. 7	Villanova	57	63

Head Coach: Donald "Dudey" Moore

## 1959-60 (Won 16, Lost 6)

	Opponent	LSC	OPP
Dec. 2	Millersville	76	60
Dec. 5	at Bucknell	84	62
Dec. 9	at Lehigh	86	54
Dec. 12	at Manhattan	71	58
Dec. 16	Lafayette	81	73
Dec. 19	Niagara	64	48
Jan. 6	Canisius	82	68
Jan. 9	at Duquesne	68	65
Jan. 11	at Morehead State	63	58
Jan. 13	Syracuse (2OT)	84	91
Jan. 16	Georgetown	80	79
Jan. 30	Western Kentucky	70	76
Feb. 3	at West Chester	85	68
Feb. 6	St. Joseph's	80	73
Feb. 9	Albright (LH)	73	67
Feb. 13	at Muhlenberg	86	63
Feb. 17	Pennsylvania	62	66
Feb. 20	Temple	53	77
Feb. 23	Muhlenberg (LH)	91	59
Feb. 27	at North Carolina State	35	80
Mar. 1	at Scranton	82	77
Mar. 5	Villanova	52	68

Head Coach: Donald "Dudey" Moore

## 1960-61 (Won 15, Lost 7)

Dec. 1	Millersville	82	48
Dec. 3	at Albright	65	62
Dec. 7	at Rutgers	85	63
Dec. 10	Niagara	71	77
Dec. 14	Bucknell	79	69
Dec. 16	Muhlenberg (LH)	84	67
Dec. 21	North Carolina State	68	71
Jan. 7	Miami (Fla)	88	74
Jan. 10	Lehigh (LH)	77	62
Jan. 13	Manhattan	74	68
Jan. 21	Pennsylvania	67	63
Jan. 23	at West Chester	83	67
Jan. 27	Temple	57	63
Jan. 31	at Western Kentucky	69	73
Feb. 4	St. Joseph's	54	65
Feb. 8	Gettysburg	67	62
Feb. 11	at Muhlenberg	81	64
Feb. 15	at Syracuse	81	75
Feb. 22	at Lafayette	104	86
Feb. 25	at Canisius	73	94
Mar. 4	Villanova	76	71
Mar. 8	Duquesne	63	78

Head Coach: Donald "Dudey" Moore

# Year-by-Year 1961-70

1961-62 (Won 16, Lost 9)

	Opponent	LSC	OPP
Dec. 1	Millersville	102	62
Dec. 8	Albright	78	69
Dec. 16	Niagara	64	78
Dec. 18	at Lehigh	71	59
Dec. 20	Pennsylvania	69	57
Dec. 22	Dartmouth*	87	60
Dec. 28	Cincinnati*	56	64
Dec. 30	Dayton*	67	81
Jan. 5	at Manhattan (MSG)	76	69
Jan. 10	Muhlenberg	90	51
Jan. 13	Syracuse	69	53
Jan. 20	Gettysburg	44	57
Jan. 25	at Miami (Fla)	73	61
Jan. 27	at Duquesne	66	80
Feb. 3	Temple	51	64
Feb. 7	at Bucknell	91	78
Feb. 10	Fordham	60	56
Feb. 12	at Delaware	69	68
Feb. 14	Canisius	73	63
Feb. 16	St. Joseph's	72	71
Feb. 21	Lafayette	69	73
Feb. 24	Villanova	63	65
Feb. 28	at Georgetown	78	76
Mar. 2	Western Kentucky	88	84
Mar. 9	Villanova	67	75

\* - Holiday Festival at Madison Square Garden  
Head Coach: Donald "Dudey" Moore

1962-63 (Won 16, Lost 8)

	Opponent	LSC	OPP
Dec. 1	Creighton	72	91
Dec. 5	at Lafayette	95	59
Dec. 8	at Niagara	76	79
Dec. 12	Lehigh	85	34
Dec. 15	at Albright	67	57
Dec. 19	Bucknell	105	55
Dec. 26	Brigham Young*	73	84
Dec. 28	Delaware*	80	64
Dec. 29	Bowling Green (OT)*	74	67
Jan. 4	Miami (Fla)	78	76
Jan. 9	at Muhlenberg	88	49
Jan. 11	Manhattan	78	61
Jan. 19	Seton Hall	89	80
Jan. 30	Delaware	64	62
Feb. 2	Temple	81	71
Feb. 6	Gettysburg	80	65
Feb. 9	at Syracuse	74	66
Feb. 12	Pennsylvania	74	78
Feb. 16	at Canisius	53	76
Feb. 20	Duquesne	73	69
Feb. 23	St. Joseph's	49	66
Feb. 26	Georgetown	75	72
Mar. 2	Villanova	47	63
Mar. 16	St. Louis(MSC)**	61	62

\* - Quaker City Tournament at Palestra  
\*\* - National Invitation Tournament  
Head Coach: Donald "Dudey" Moore

1963-64 (Won 16, Lost 9)

	Opponent	LSC	OPP
Nov. 30	Albright	76	44
Dec. 6	at Creighton	62	77
Dec. 11	Louisville	60	70
Dec. 14	at Bucknell	93	75
Dec. 17	at Lehigh	68	40
Dec. 21	Niagara	58	54
Dec. 27	Northwestern*	91	69
Dec. 28	Georgetown*	80	69
Dec. 30	St. Bonaventure*	83	80

1963-64 (Continued)

	Opponent	LSC	OPP
an. 4	Pennsylvania	61	58
Jan. 8	Lafayette	100	86
Jan. 10	Syracuse	63	61
Jan. 19	at Duquesne	58	89
Jan. 23	at Miami (Fla)	99	121
Jan. 25	at Georgetown	81	85
Jan. 29	at Gettysburg	50	46
Feb. 1	St. Joseph's	80	70
Feb. 6	at Manhattan (MSG)	75	62
Feb. 8	Villanova	63	59
Feb. 12	at Seton Hall	68	75
Feb. 15	Temple	57	63
Feb. 19	Canisius	91	81
Feb. 25	at Western Kentucky	95	107
Feb. 28	Utah State	90	85
Mar. 1	Loyola (La)	61	63

\* - Quaker City Tournament at Palestra -  
**CHAMPION**  
Head Coach: Bob Walters

1964-65 (Won 15, Lost 8)

	Opponent	LSC	OPP
Dec. 2	at Albright	81	57
Dec. 5	at Delaware	97	47
Dec. 8	Miami (Fla)	90	86
Dec. 12	at Niagara (OT)	67	59
Dec. 16	at Seattle	74	76
Dec. 19	Pennsylvania	78	64
Dec. 28	St. John's*	71	78
Dec. 30	Temple*	83	70
Jan. 2	Syracuse (OT)*	73	70
Jan. 6	at Louisville	80	92
Jan. 8	Villanova	72	86
Jan. 13	Duquesne	83	69
Jan. 16	at Syracuse	81	104
Jan. 26	at Lafayette	91	73
Jan. 29	at Loyola (La)	72	69
Feb. 6	Temple	81	74
Feb. 10	Gettysburg	91	68
Feb. 12	Creighton	66	84
Feb. 16	Seton Hall	101	71
Feb. 20	Western Kentucky	91	77
Feb. 24	Georgetown	88	80
Feb. 26	St. Joseph's	85	93
Mar. 13	Detroit**	86	93

\* - Holiday Festival at Madison Square Garden  
\*\* - National Invitation Tournament  
Head Coach: Bob Walters

1965-66 (Won 10, Lost 15)

	Opponent	LSC	OPP
Dec. 1	Albright	97	73
Dec. 4	at Western Kentucky	67	93
Dec. 8	at Seton Hall	92	93
Dec. 11	at Georgetown	99	101
Dec. 15	Bucknell	87	68
Dec. 18	Niagara (OT)	87	88
Dec. 27	Brigham Young*	71	69
Dec. 29	Temple (OT)*	59	66
Dec. 30	Minnesota*	87	92
Jan. 8	St. Joseph's	69	92
Jan. 12	Pennsylvania	76	90
Jan. 15	Syracuse	85	98
Jan. 22	at Duquesne	77	79
Jan. 25	at Creighton	90	104
Jan. 27	at Utah State	97	109
Jan. 29	at Seattle	62	84
Feb. 2	American	103	93
Feb. 9	Lafayette	81	93
Feb. 12	Villanova	78	70

1965-66 (Continued)

	Opponent	LSC	OPP
Feb. 15	at Gettysburg	99	76
Feb. 18	Temple	86	85
Feb. 22	Iona	94	72
Feb. 26	at Canisius	95	81
Mar. 2	Louisville	96	92
Mar. 5	Miami (Fla)	102	108

\* - Quaker City Tournament at Palestra  
Head Coach: Joe Heyer

1966-67 (Won 14, Lost 12)

	Opponent	LSC	OPP
Dec. 3	Gettysburg	103	67
Dec. 7	Miami (Fla)	99	82
Dec. 10	at Niagara	69	72
Dec. 14	at Albright	84	50
Dec. 15	Nebraska*	99	76
Dec. 17	Vanderbilt*	95	100
Dec. 21	Pennsylvania	85	83
Dec. 23	at Louisville	88	106
Dec. 27	Syracuse**	84	88
Dec. 28	Niagara**	86	72
Dec. 30	Bowling Green**	78	77
Jan. 7	St. Francis (Pa)	84	74
Jan. 11	at American (OT)	90	94
Jan. 14	at Syracuse	81	102
Jan. 21	Western Kentucky	86	95
Feb. 1	Creighton (OT)	88	83
Feb. 4	Loyola (La)	125	80
Feb. 7	Temple	65	79
Feb. 10	Oklahoma City	108	97
Feb. 15	Duquesne	77	66
Feb. 18	Villanova	59	68
Feb. 22	Canisius	75	93
Feb. 26	St. Joseph's	83	96
Mar. 1	at Lafayette	85	72
Mar. 3	St. Joseph's***	73	70
Mar. 4	Temple***	61	78

\* - Vanderbilt Invitational at Nashville, TN  
\*\* - Quaker City Tournament at Palestra  
\*\*\* - MAC Tournament at Palestra  
Head Coach: Joe Heyer

1967-68 (Won 20, Lost 8)

	Opponent	LSC	OPP
Dec. 2	Rider	59	50
Dec. 6	at Gettysburg	96	58
Dec. 8	Albright	82	40
Dec. 13	at Bucknell	84	69
Dec. 16	Niagara	83	100
Dec. 20	Providence*	56	77
Dec. 21	North Carolina State*	68	63
Dec. 26	Louisville**	71	94
Dec. 28	West Virginia**	100	83
Dec. 29	Syracuse**	78	68
Jan. 2	at Miami (Fla)	92	84
Jan. 6	St. Joseph's	103	71
Jan. 9	at Loyola (La)	71	51
Jan. 13	Syracuse	105	81
Jan. 20	Western Kentucky	79	84
Jan. 24	at Pennsylvania	45	57
Jan. 28	at Duquesne (OT)	80	79
Jan. 30	at Creighton	71	77
Feb. 3	at West Chester	79	55
Feb. 7	at Lafayette	74	45
Feb. 10	Temple	64	60
Feb. 14	at American	74	65
Feb. 17	at Canisius	80	64
Feb. 24	Villanova	56	64
Feb. 28	Morehead State	81	73
Mar. 1	American***	84	57

1967-68 (Continued)

	Opponent	LSC	OPP
Mar. 2	Temple***	87	69
Mar. 9	Columbia (SP)****	69	83

\* - Boston Garden Invitational at Boston, MA  
\*\* - Holiday Festival at Madison Square Garden  
\*\*\* - MAC Tournament at Palestra - **CHAMPION**  
\*\*\*\* - NCAA Tournament  
Head Coach: Jim Harding

1968-69 (Won 23, Lost 1)

	Opponent	LSC	OPP
Dec. 4	Baltimore	100	57
Dec. 9	at Rider	79	59
Dec. 11	Miami (Fla)	96	71
Dec. 14	Niagara	88	73
Dec. 18	Canisius	68	56
Dec. 21	at Albright	91	65
Dec. 27	Penn State*	70	55
Dec. 28	Indiana*	108	88
Dec. 30	South Carolina*	59	62
Jan. 4	Hofstra	89	68
Jan. 7	Creighton	103	84
Jan. 11	at Syracuse	83	63
Jan. 18	Western Kentucky	88	81
Jan. 22	Pennsylvania	78	64
Jan. 25	Temple	101	85
Jan. 28	at St. Francis (Pa)	107	95
Feb. 1	Loyola (La)	102	65
Feb. 5	at Lafayette	97	65
Feb. 8	Villanova	74	67
Feb. 12	at American	96	72
Feb. 15	St. Joseph's	84	67
Feb. 19	Duquesne	85	71
Feb. 21	Detroit	98	96
Feb. 25	at West Chester	91	73

\* - Quaker City Tournament at Palestra  
Head Coach: Tom Cola

1969-70 (Won 14, Lost 12)

	Opponent	LSC	OPP
Dec. 1	at Hofstra	83	64
Dec. 3	Albright	95	59
Dec. 10	Eastern Kentucky	84	82
Dec. 13	at Marshall	88	97
Dec. 16	West Chester	92	80
Dec. 19	Yale*	81	59
Dec. 20	Tennessee*	47	55
Dec. 27	Georgia**	76	66
Dec. 29	Cornell**	68	56
Dec. 30	Columbia**	89	74
Jan. 3	St. Joseph's (2OT)	99	101
Jan. 7	Syracuse	108	101
Jan. 10	Temple	61	69
Jan. 17	at Western Kentucky	80	102
Jan. 19	at Loyola (La)	85	79
Jan. 21	at Creighton	77	86
Jan. 25	at Duquesne	64	67
Jan. 27	Pennsylvania	67	76
Jan. 31	at Canisius	70	80
Feb. 4	Lafayette	102	73
Feb. 8	at Detroit	77	81
Feb. 11	American	106	86
Feb. 14	Niagara	101	90
Feb. 17	at Miami (Fla)	96	103
Feb. 21	Villanova	85	96
Feb. 25	at Rider	72	66

\* - Volunteer Classic at Knoxville, TN  
\*\* - Quaker City Tournament at Palestra -  
**CHAMPION**  
Head Coach: Tom Cola

# Year-by-Year 1970-78

## 1970-71 (Won 20, Lost 7)

	Opponent	LSC	OPP
Dec. 2	at Albright	89	59
Dec. 5	Long Island U. (MSG)	68	53
Dec. 9	Miami (Fla)	97	77
Dec. 12	Marshall	76	75
Dec. 15	West Chester	82	68
Dec. 19	Pennsylvania	88	107
Dec. 29	Georgia*	50	42
Dec. 30	Boston College*	75	63
Jan. 4	at Tulsa	63	61
Jan. 9	Temple	63	58
Jan. 16	Western Kentucky	91	76
Jan. 20	at Niagara	96	79
Jan. 23	at Lafayette	93	82
Jan. 28	at Drexel	81	63
Jan. 30	Hofstra	79	62
Feb. 3	Loyola (La)	74	53
Feb. 6	at Syracuse	68	75
Feb. 10	Canisius	92	55
Feb. 13	Villanova	73	69
Feb. 17	Duquesne	86	95
Feb. 19	Creighton	64	61
Feb. 24	at American	62	54
Feb. 27	St. Joseph's	56	66
Mar. 1	at Rider (OT)	82	84
Mar. 5	Lafayette**	74	71
Mar. 6	St. Joseph's (OT)**	76	81
Mar. 20	Georgia Tech (MSG)***	67	70

\* - Charlotte Invitational at Charlotte, NC -

**CHAMPION**

\*\* - MAC Tournament at Palestra

\*\*\* - National Invitation Tournament

**Head Coach: Paul Westhead**

## 1971-72 (Won 6, Lost 19)

	Opponent	LSC	OPP
Dec. 1	Lehigh	64	69
Dec. 4	Hofstra (MSG)	56	58
Dec. 8	Niagara	70	71
Dec. 11	Tulsa	77	80
Dec. 13	at West Chester	86	62
Dec. 17	Baylor*	81	68
Dec. 18	Nebraska*	60	75
Dec. 27	Boston College**	61	62
Dec. 28	Fairfield**	108	96
Dec. 30	Massachusetts**	82	75
Jan. 5	St. Joseph's	55	72
Jan. 8	Lafayette	66	86
Jan. 11	at Western Kentucky	84	103
Jan. 15	at Loyola (La)	80	86
Jan. 20	American	59	53
Jan. 26	Pennsylvania	66	80
Jan. 29	at Canisius	80	78
Feb. 2	Temple	56	67
Feb. 5	Notre Dame	71	97
Feb. 7	at Drexel	64	77
Feb. 12	at Holy Cross	79	85
Feb. 15	at Biscayne	93	103
Feb. 20	at Duquesne	69	81
Feb. 23	Syracuse	80	87
Feb. 26	Villanova	73	86

\* - Cornhusker Classic at Lincoln, NE

\*\* - Quaker City Tournament at Palestra

**Head Coach: Paul Westhead**

## 1972-73 (Won 15, Lost 10)

	Opponent	LSC	OPP
Nov. 29	at Lehigh	75	59
Dec. 1	Army	73	63
Dec. 6	Biscayne	69	67

## 1972-73 (Continued)

Dec. 8	San Francisco*	73	74
Dec. 9	Santa Clara (OT)*	69	71
Dec. 16	Eastern Michigan	93	66
Dec. 22	West Chester	92	52
Dec. 27	Southern California**	77	72
Dec. 28	New Mexico State**	76	70
Dec. 30	St. Joseph's**	52	77
Jan. 6	St. Joseph's	55	68
Jan. 9	Rider	78	67
Jan. 13	Hofstra	76	55
Jan. 16	at Lafayette	68	77
Jan. 20	at Niagara	80	72
Jan. 24	Pennsylvania	45	57
Jan. 26	Duquesne	69	67
Jan. 31	Western Kentucky	108	80
Feb. 3	at Syracuse	84	91
Feb. 7	Canisius	96	85
Feb. 10	at Notre Dame	71	87
Feb. 12	at Drexel	72	57
Feb. 17	Temple	54	56
Feb. 21	at American	79	88
Feb. 28	Villanova	101	79

\* - Cable Car Classic at Oakland, CA

\*\* - Quaker City Tournament at Palestra

**Head Coach: Paul Westhead**

## 1973-74 (Won 18, Lost 10)

	Opponent	LSC	OPP
Dec. 1	Lehigh	87	37
Dec. 5	at Army	83	71
Dec. 8	at Hofstra	66	53
Dec. 12	Syracuse	68	75
Dec. 15	at Holy Cross	94	80
Dec. 19	Pennsylvania	82	84
Dec. 21	Wake Forest*	90	95
Dec. 22	Western Kentucky*	76	65
Dec. 27	Stanford**	77	66
Dec. 28	Manhattan**	65	73
Dec. 29	Princeton**	83	78
Jan. 5	Niagara	67	65
Jan. 9	at Western Kentucky (OT)	84	85
Jan. 16	Drexel	85	73
Jan. 19	Lafayette	87	66
Jan. 23	at Biscayne	97	75
Jan. 26	at Canisius	81	89
Jan. 30	St. Joseph's	73	75
Feb. 2	Drexel	78	54
Feb. 6	Notre Dame	78	98
Feb. 9	American	95	83
Feb. 13	at West Chester	73	53
Feb. 17	at Duquesne	63	81
Feb. 20	Villanova	104	66
Feb. 23	at Rutgers	82	76
Feb. 28	Delaware***	78	69
Mar. 1	Rider***	84	68
Mar. 2	St. Joseph's***	71	76

\* - Big Sun Tournament at St. Petersburg, FL

\*\* - Holiday Festival at Madison Square Garden

\*\*\* - MAC Tournament at Palestra

**Head Coach: Paul Westhead**

## 1974-75 (Won 22, Lost 7)

	Opponent	LSC	OPP
Nov. 29	Army	76	71
Dec. 4	at Lehigh	89	66
Dec. 7	Biscayne	74	71
Dec. 11	at Lafayette	71	58
Dec. 14	Holy Cross	89	65
Dec. 18	Canisius	69	70
Dec. 20	Clemson*	67	63

## 1974-75 (Continued)

Dec. 21	Texas Tech*	73	64
Dec. 29	Furman**	69	64
Dec. 30	Alabama**	77	73
Jan. 4	Hofstra	91	64
Jan. 8	at Memphis State	93	84
Jan. 11	at Niagara	81	71
Jan. 15	St. Joseph's	68	60
Jan. 18	Pennsylvania	67	65
Jan. 21	West Chester	89	72
Jan. 24	Duquesne	88	79
Jan. 29	Western Kentucky	87	91
Feb. 1	at Syracuse	78	82
Feb. 5	at Drexel	80	63
Feb. 8	Temple	74	63
Feb. 12	Villanova (OT)	74	73
Feb. 15	at Notre Dame	75	91
Feb. 19	at American	62	68
Feb. 22	Rutgers	82	96
Mar. 4	Bucknell (HH)***	85	74
Mar. 7	American***	56	52
Mar. 8	Lafayette***	92	85
Mar. 16	Syracuse (OT) (SP)****	83	87

\* - Dayton Invitational at Dayton, OH -

**CHAMPION**

\*\* - Sugar Bowl Classic at New Orleans, LA -

**CHAMPION**

\*\*\* - ECC Tournament at Easton, PA -

**CHAMPION**

\*\*\*\* - NCAA Tournament

**Head Coach: Paul Westhead**

## 1975-76 (Won 11, Lost 15)

	Opponent	LSC	OPP
Nov. 28	Delaware	100	86
Dec. 1	Widener	73	68
Dec. 3	at Alabama	57	78
Dec. 6	at Hofstra	72	64
Dec. 11	Manhattan (MSG)	78	79
Dec. 13	at Canisius	103	72
Dec. 19	Texas A & M*	59	57
Dec. 20	Kansas*	73	74
Dec. 23	Maine	104	88
Dec. 29	Michigan**	71	86
Dec. 30	Houston**	87	90
Jan. 5	at Western Kentucky (OT)	104	100
Jan. 10	Syracuse	77	82
Jan. 13	Drexel	66	74
Jan. 17	St. Joseph's	75	86
Jan. 21	at Biscayne	83	64
Jan. 24	at Providence	75	73
Jan. 27	Memphis State	77	81
Jan. 31	Temple	63	67
Feb. 4	Notre Dame (SP)	89	108
Feb. 10	American	61	63
Feb. 14	Villanova	75	72
Feb. 18	at Niagara	53	69
Feb. 22	at Duquesne	72	76
Feb. 25	Pennsylvania	56	58
Feb. 27	Cleveland State	90	72

\* - Jayhawk Classic at Lawrence, KS

\*\* - Las Vegas Holiday Classic at Las Vegas, NV

**Head Coach: Paul Westhead**

## 1976-77 (Won 17, Lost 12)

	Opponent	LSC	OPP
Nov. 29	Widener (HH)	72	52
Dec. 1	Vermont	75	68
Dec. 4	Alabama	77	82
Dec. 8	at Delaware	97	84
Dec. 11	Biscayne	112	70

## 1976-77 (Continued)

Dec. 13	at Maine	91	76
Dec. 17	Tennessee*	85	92
Dec. 18	Southern Methodist*	94	86
Dec. 28	San Diego State**	88	84
Dec. 29	Washington**	94	114
Jan. 3	at Rhode Island	61	70
Jan. 7	Canisius	65	49
Jan. 12	at Drexel	55	51
Jan. 15	St. Joseph's	69	61
Jan. 17	at West Chester	63	60
Jan. 22	Duquesne	62	64
Jan. 26	Western Kentucky	93	79
Jan. 31	Dickinson	82	61
Feb. 2	Villanova	71	70
Feb. 5	at American	86	76
Feb. 9	Hofstra	89	93
Feb. 12	Temple	75	87
Feb. 16	Niagara	64	66
Feb. 19	Providence (SP)	62	75
Feb. 22	at Pennsylvania	70	80
Feb. 26	Notre Dame	77	113
Mar. 1	Delaware***	84	77
Mar. 4	Lafayette***	86	80
Mar. 6	Hofstra***	81	92

\* - Volunteer Classic at Knoxville, TN

\*\* - Cabrillo Classic at San Diego, CA

\*\*\* - ECC Tournament at Easton, PA

**Head Coach: Paul Westhead**

## 1977-78 (Won 18, Lost 12)

	Opponent	LSC	OPP
Nov. 25	at Widener	83	75
Nov. 30	at Bucknell	92	77
Dec. 7	Rhode Island	73	78
Dec. 9	East Carolina (2OT)*	96	95
Dec. 10	UNC-Charlotte*	67	68
Dec. 17	Pennsylvania	75	78
Dec. 28	Louisville**	85	113
Dec. 29	Ohio State**	83	86
Jan. 4	at Western Kentucky	78	64
Jan. 6	at Niagara	116	97
Jan. 9	at Hofstra	97	87
Jan. 11	Drexel	80	79
Jan. 14	at Duquesne	79	74
Jan. 16	West Chester (HH)	116	84
Jan. 19	at Syracuse	96	106
Jan. 21	Duke (SP)	81	91
Jan. 24	at Biscayne	89	84
Jan. 28	Temple	82	75
Feb. 1	Notre Dame	90	95
Feb. 4	St. Joseph's	82	74
Feb. 8	American	64	62
Feb. 11	at Canisius	77	78
Feb. 15	Stetson	77	72
Feb. 18	Villanova	79	82
Feb. 22	at St. Bonaventure	95	108
Feb. 25	at Vermont	100	67
Mar. 2	St. Joseph's***	89	82
Mar. 3	Delaware***	97	85
Mar. 4	Temple***	73	72
Mar. 12	Villanova (PAL)****	97	103

\* - First Union Invitational at Charlotte, NC

\*\* - Louisville Classic at Louisville, KY

\*\*\* - ECC Tournament at Easton, PA

**CHAMPION**

\*\*\*\* - NCAA Tournament

**Head Coach: Paul Westhead**

# Year-by-Year 1978-86

## 1978-79 (Won 15, Lost 13)

	Opponent	LSC	OPP
Nov. 29	Bucknell	77	76
Dec. 2	at Kentucky	77	109
Dec. 5	at Duke	42	66
Dec. 7	at Delaware	102	98
Dec. 9	at Pennsylvania	67	68
Dec. 16	Canisius	99	87
Dec. 21	at Florida Southern	73	84
Dec. 22	at Stetson	76	90
Dec. 29	Montana*	78	91
Dec. 30	Cal State-Fullerton*	75	84
Jan. 4	at Rhode Island	80	83
Jan. 6	Lafayette	95	80
Jan. 10	Western Kentucky	90	66
Jan. 13	Rider (HH)	100	83
Jan. 15	at West Chester	68	64
Jan. 17	at Niagara	88	74
Jan. 20	Duquesne	89	90
Jan. 24	Vermont	100	88
Jan. 27	at Drexel	88	72
Jan. 31	Villanova	84	78
Feb. 3	at American	123	103
Feb. 10	Temple	81	97
Feb. 12	at Lehigh	100	93
Feb. 17	St. Joseph's	87	94
Feb. 21	Hofstra	87	73
Feb. 24	at Notre Dame	70	93
Feb. 26	Hofstra (HH)**	84	77
Feb. 28	St. Joseph's (OT) (SJU)**	63	68

\* - Montana Classic at Yellowstone, MT  
 \*\* - ECC Tournament

Head Coach: Paul Westhead

## 1979-80 (Won 22, Lost 9)

	Opponent	LSC	OPP
Nov. 30	Philadelphia Pharmacy (HH)	87	58
Dec. 3	at Alabama	82	80
Dec. 5	at Bucknell	79	80
Dec. 8	Villanova	79	86
Dec. 11	Rider	102	59
Dec. 14	Texas A & M*	72	67
Dec. 15	Brigham Young (3 OT)*	106	108
Dec. 28	Utah State**	88	89
Dec. 29	Idaho State**	88	83
Jan. 5	Niagara	95	83
Jan. 9	West Chester (HH)	111	70
Jan. 12	Stetson	74	64
Jan. 16	at Lafayette	80	81
Jan. 19	Temple (SP)	62	67
Jan. 23	Drexel	65	61
Jan. 28	Delaware (HH)	78	59
Jan. 30	Notre Dame	62	60
Feb. 2	St. Joseph's	57	58
Feb. 4	Lehigh (HH)	90	79
Feb. 6	Rhode Island	84	76
Feb. 7	Hofstra (MSC)	75	61
Feb. 9	American (CH)	95	85
Feb. 12	Pennsylvania	80	73
Feb. 18	at De Paul	75	92
Feb. 21	at Duquesne	91	79
Feb. 23	at Vermont	85	70
Feb. 25	Drexel***	87	76
Feb. 27	Temple***	70	62
Feb. 29	Lafayette***	70	62
Mar. 1	St. Joseph's****	59	49
Mar. 6	Purdue****	82	90

\* - Cougar Classic at Provo, UT  
 \*\* - Lobo Invitational at Albuquerque, NM  
 \*\*\* - ECC Tournament at Palestra - **CHAMPION**  
 \*\*\*\* - NCAA Tournament at Lafayette, IN  
 Head Coach: Dave "Lefty" Ervin

## 1980-81 (Won 14, Lost 13)

	Opponent	LSC	OPP
Dec. 3	Vermont	81	61
Dec. 6	Alabama	65	81
Dec. 8	Bucknell	73	63
Dec. 10	Xavier	70	65
Dec. 13	at Delaware	72	59
Dec. 20	Villanova (3 OT)	84	83
Dec. 29	San Diego State*	67	93
Dec. 30	Georgetown*	63	79
Jan. 3	Lafayette	69	60
Jan. 7	at Missouri	74	83
Jan. 10	at Canisius	79	81
Jan. 12	at Niagara (OT)	72	71
Jan. 14	Hofstra	79	71
Jan. 17	at Rider	63	80
Jan. 19	West Chester	90	73
Jan. 21	Dayton	76	68
Jan. 24	De Paul	62	69
Jan. 26	at Lehigh	73	67
Jan. 31	St. Joseph's	58	56
Feb. 4	at Notre Dame	59	60
Feb. 11	Duquesne	66	62
Feb. 14	at American	69	71
Feb. 17	Pennsylvania	62	67
Feb. 21	Temple	62	84
Feb. 25	at Drexel	63	52
Feb. 28	Rhode Island	60	70
Mar. 2	Drexel**	66	69

\* - Cabrillo Classic at San Diego, CA  
 \*\* - ECC Tournament at Philadelphia, PA  
 Head Coach: Dave "Lefty" Ervin

## 1981-82 (Won 16, Lost 13)

	Opponent	LSC	OPP
Dec. 2	at Duke	55	61
Dec. 5	Delaware	71	66
Dec. 7	at Bucknell	55	53
Dec. 8	West Chester	73	66
Dec. 11	Western Carolina*	55	58
Dec. 12	Idaho State*	68	86
Dec. 18	Iona**	71	95
Dec. 19	Rice**	64	58
Dec. 22	at Santa Clara	74	93
Dec. 29	South Florida***	62	82
Dec. 30	St. Bonaventure***	68	65
Jan. 4	Notre Dame	66	61
Jan. 9	at Lafayette	65	67
Jan. 12	American	69	87
Jan. 14	at Rider	79	70
Jan. 19	Pennsylvania	77	75
Jan. 27	Villanova	82	117
Jan. 30	at Duquesne	80	79
Feb. 3	Canisius	102	76
Feb. 6	at Dayton	77	84
Feb. 8	Lehigh (HH)	94	69
Feb. 13	St. Joseph's	77	83
Feb. 16	at Hofstra	67	64
Feb. 20	Temple	72	86
Feb. 24	Drexel	57	55
Feb. 27	at Stetson	71	69
Mar. 1	Bucknell****	81	72
Mar. 3	West Chester****	71	56
Mar. 5	St. Joseph's****	71	83

\* - Cougar Classic at Provo, UT  
 \*\* - Golden Gate Classic at San Francisco, CA  
 \*\*\* - Connecticut Mutual Classic at Hartford, CT  
 \*\*\*\* - ECC Tournament at Palestra  
 Head Coach: Dave "Lefty" Ervin

## 1982-83 (Won 18, Lost 14)

	Opponent	LSU	OPP
Dec. 1	Bucknell(HH)	68	66
Dec. 4	at Delaware	55	54
Dec. 8	Rhode Island	82	84
Dec. 10	Texas A & M*	74	82
Dec. 11	Brown*	61	59
Dec. 18	Pennsylvania	72	78
Dec. 22	Niagara	82	65
Dec. 27	Cincinnati**	73	76
Dec. 28	Wisconsin-Green Bay**	62	51
Jan. 3	at Western Kentucky	62	56
Jan. 8	Duke	60	61
Jan. 12	Towson State (HH)	79	78
Jan. 15	Duquesne	67	61
Jan. 22	Villanova	71	72
Jan. 26	Hofstra	78	62
Jan. 29	at Canisius	54	55
Jan. 31	Rider (HH)	69	71
Feb. 2	at Notre Dame	56	68
Feb. 5	St. Joseph's	79	60
Feb. 9	at Xavier	85	109
Feb. 14	Dayton	73	79
Feb. 16	at Lehigh	46	44
Feb. 19	at American	63	65
Feb. 23	Lafayette (HH)	79	61
Feb. 26	Temple (OT) (SP)	79	84
Mar. 3	at Drexel	63	61
Mar. 5	at Vermont	87	73
Mar. 9	Delaware***	102	62
Mar. 10	Rider***	68	57
Mar. 11	American***	75	73
Mar. 15	Boston University****	70	58
Mar. 17	VA Commonwealth*****	67	76

\* - Marshall Memorial Tournament at Huntington, WV  
 \*\* - Milwaukee Classic at Milwaukee, WI  
 \*\*\* - ECC Tournament at Palestra - **CHAMPION**  
 \*\*\*\* - NCAA Tournament at Palestra  
 \*\*\*\*\* - NCAA Tournament at Greensboro, NC  
 Head Coach: Dave "Lefty" Ervin

## 1983-84 (Won 20, Lost 11)

	Opponent	LSU	OPP
Nov. 28	at Monmouth	75	60
Nov. 30	Vermont	91	75
Dec. 3	at Youngstown State	76	81
Dec. 6	St. Joseph's	72	74
Dec. 10	Army	56	55
Dec. 17	Villanova	90	80
Dec. 29	George Washington*	65	64
Dec. 30	Maryland*	83	96
Jan. 4	Notre Dame (SP)	68	66
Jan. 7	at Army	58	60
Jan. 11	at Fairfield	98	85
Jan. 14	St. Peter's	64	57
Jan. 17	at Manhattan	74	72
Jan. 19	Canisius	79	66
Jan. 21	Holy Cross	74	85
Jan. 24	Pennsylvania	96	85
Jan. 26	at Iona	95	80
Jan. 28	Fordham	84	73
Feb. 1	at St. Peter's	67	71
Feb. 4	Louisville	88	93
Feb. 6	at Fordham	68	67
Feb. 8	Fairfield	94	76
Feb. 11	at Dayton	69	84
Feb. 15	Manhattan (SP)	78	62
Feb. 18	Holy Cross (OT) (ME)	91	89
Feb. 22	Iona	81	79

## 1983-84 (Continued)

Feb. 25	Temple (2OT)	80	79
Feb. 27	Manhattan (NH)	76	60
Mar. 1	Fordham	60	62
Mar. 3	St. Peter's (OT)**	63	65
Mar. 16	at Pittsburgh***	91	95

\* - Maryland Invitational at College Park, MD  
 \*\* - MAAC Tournament at Meadowlands  
 \*\*\* - National Invitation Tournament

Head Coach: Dave "Lefty" Ervin

## 1984-85 (Won 15, Lost 13)

	Opponent	LSU	OPP
Nov. 26	Monmouth (HH)	85	67
Nov. 28	at St. Mary's (CA)	59	69
Nov. 30	Brigham Young*	74	73
Dec. 1	Stanford*	73	84
Dec. 8	at Niagara	63	58
Dec. 11	St. Joseph's	74	69
Dec. 15	Temple	54	65
Dec. 22	Villanova (SP)	63	80
Dec. 28	Fordham**	67	74
Dec. 29	Dartmouth**	84	55
Jan. 3	Iona	73	103
Jan. 5	Army	80	63
Jan. 9	at Fairfield	95	89
Jan. 12	at St. Peter's	59	60
Jan. 15	Manhattan	85	74
Jan. 19	Holy Cross (ME)	80	77
Jan. 20	at Hartford	82	80
Jan. 23	at Iona	77	93
Jan. 26	at Fordham	70	66
Jan. 29	Pennsylvania	77	74
Feb. 2	at Army (OT)	85	80
Feb. 6	at Notre Dame	58	71
Feb. 8	St. Peter's	70	57
Feb. 12	at Manhattan	65	64
Feb. 16	at Holy Cross	79	82
Feb. 19	Fairfield (2OT) (SP)	105	106
Feb. 23	at De Paul	60	87
Feb. 28	Army (OT)***	64	76

\* - Apple Invitational at Stanford, CA  
 \*\* - Miller High Life Classic at Tampa, FL  
 \*\*\* - MAAC Tournament at Meadowlands  
 Head Coach: Dave "Lefty" Ervin

## 1985-86 (Won 14, Lost 14)

	Opponent	LSU	OPP
Nov. 26	Monmouth	72	69
Nov. 30	Niagara (HH)	92	75
Dec. 2	Maine	103	70
Dec. 4	Villanova	46	50
Dec. 6	Syracuse*	72	97
Dec. 7	Ohio University*	65	70
Dec. 9	Pennsylvania	80	86
Dec. 14	Princeton (SP)	58	48
Dec. 21	Fordham	78	66
Dec. 27	Temple**	58	81
Dec. 28	Bowling Green**	94	54
Jan. 2	at St. Peter's	63	69
Jan. 4	Notre Dame	63	77
Jan. 11	Fairfield	57	61
Jan. 13	Holy Cross	89	63
Jan. 16	at Iona	66	74
Jan. 18	at Manhattan	89	74
Jan. 21	Iona	80	68
Jan. 25	Army	52	54
Jan. 28	at Louisville	60	72
Feb. 1	at Fordham	54	70
Feb. 4	St. Peter's	62	54
Feb. 8	at Fairfield	53	55

# Year-by-Year 1986-93

1985-86 (Continued)

Feb. 12	at Holy Cross	81	68
Feb. 15	Manhattan (HH)	101	63
Feb. 19	Army (MSG)	73	61
Feb. 20	St. Joseph's	74	69
Feb. 28	Holy Cross***	70	72

\* Carrier Classic at Syracuse, NY  
 \*\* - Jostens Classic at Palestra  
 \*\*\* - MAAC Tournament at Meadowlands

Head Coach: Dave "Lefty" Ervin

1986-87 (Won 20, Lost 13)

	Opponent	LSU	OPP
Nov. 28	Penn State*	58	59
Nov. 29	Central Florida*	68	43
Dec. 2	Temple	66	70
Dec. 6	Army	83	63
Dec. 9	at Villanova	93	86
Dec. 13	at Maine	79	66
Dec. 19	Georgia**	65	82
Dec. 20	Eastern Kentucky**	98	83
Dec. 26	St. Joseph's***	70	77
Dec. 27	Northeastern***	102	85
Jan. 3	North Carolina	72	79
Jan. 6	Iona	68	75
Jan. 8	at Fordham	79	87
Jan. 10	at Manhattan (HH)	102	69
Jan. 13	at Holy Cross	79	59
Jan. 17	at Fairfield	60	63
Jan. 20	St. Peter's	65	56
Jan. 23	Fordham (OT)	69	66
Jan. 28	at Iona	100	85
Jan. 31	De Paul	54	58
Feb. 4	at Notre Dame (OT)	64	76
Feb. 7	at Manhattan	76	62
Feb. 10	Holy Cross (HH)	93	60
Feb. 13	Fairfield	58	54
Feb. 16	Pennsylvania	80	72
Feb. 21	at St. Peter's	68	61
Feb. 24	at Army	59	68
Feb. 28	Fairfield****	62	75
Mar. 12	at Villanova*****	86	84
Mar. 17	at Niagara*****	89	81
Mar. 21	Illinois State (PAL)*****	70	50
Mar. 24	Arkansas-L.R. (MSG)*****	92	73
Mar. 26	So. Mississippi (MSG)*****	80	84

\* - AMI Classic at Miami, FL  
 \*\* - Hawaiian Tropic Classic at Daytona Beach, FL  
 \*\*\* - Jostens Classic at Palestra  
 \*\*\*\* - MAAC Tournament at Meadowlands  
 \*\*\*\*\* - National Invitation Tournament

Head Coach: Bill "Speedy" Morris

1987-88 (Won 24, Lost 10)

	Opponent	LSU	OPP
Nov. 27	Texas San Antonio*	74	51
Nov. 28	Delaware*	86	72
Dec. 2	at Princeton	63	62
Dec. 5	Pennsylvania	61	66
Dec. 10	Army	74	61
Dec. 12	at Fordham	85	80
Dec. 18	Villanova**	80	83
Dec. 19	Canisius**	85	73
Dec. 23	Georgia***	71	79
Dec. 24	Chaminade***	90	60
Dec. 25	Dayton***	69	66
Dec. 29	at Brigham Young	82	95
Jan. 2	Notre Dame	59	68
Jan. 9	at North Carolina	82	96

1987-88 (Continued)

Jan. 11	at Richmond	81	82
Jan. 14	at Temple	56	59
Jan. 16	Fairfield	78	50
Jan. 19	St. Joseph's	63	73
Jan. 21	Holy Cross	119	108
Jan. 23	Manhattan	95	70
Jan. 28	Iona	101	83
Jan. 30	Army	64	51
Feb. 2	American	73	65
Feb. 6	Fordham	76	51
Feb. 9	St. Peter's	56	47
Feb. 13	at Fairfield	75	57
Feb. 17	at Holy Cross	102	83
Feb. 20	Manhattan (ME)	92	74
Feb. 22	at Iona	91	86
Feb. 25	at St. Peter's	67	64
Mar. 2	Manhattan****	62	51
Mar. 5	Holy Cross****	88	64
Mar. 7	Fordham****	79	70
Mar. 17	Kansas State*****	53	66

\* - CBT Hartford Invitational at Hartford, CT - **CHAMPION**  
 \*\* - Jostens Philadelphia Classic at Palestra  
 \*\*\* - Chaminade Christmas Classic at Honolulu, HI  
 \*\*\*\* - MAAC Tournament at Meadowlands - **CHAMPION**  
 \*\*\*\*\* - NCAA Tournament at Notre Dame, IA

Head Coach: Bill "Speedy" Morris

1988-89 (Won 26 Lost 6)

	Opponent	LSU	OPP
Nov. 18	at Syracuse*	76	92
Dec. 2	Georgia Southern**	64	62
Dec. 3	Austin Peay**	79	74
Dec. 5	St. Joseph's	81	57
Dec. 9	Pennsylvania***	77	61
Dec. 10	Long Beach State***	96	63
Dec. 14	at St. Peter's	78	74
Dec. 22	Villanova (OT)	79	74
Dec. 29	South Carolina****	85	67
Dec. 30	Georgia****	85	95
Jan. 4	Temple	57	67
Jan. 7	Richmond	97	76
Jan. 12	at Fordham	86	73
Jan. 14	Manhattan	81	57
Jan. 19	at Holy Cross	84	72
Jan. 21	at Fairfield	65	61
Jan. 23	at Iona	89	64
Jan. 25	St. Peter's	63	65
Jan. 28	Fordham	77	66
Feb. 1	Iona	91	62
Feb. 3	at Army	94	70
Feb. 5	at American	111	91
Feb. 9	Army	88	67
Feb. 11	at Manhattan	77	60
Feb. 13	Holy Cross	101	82
Feb. 16	at Notre Dame	78	80
Feb. 19	Fairfield	85	67
Feb. 23	Florida State	101	100
Mar. 1	Fairfield*****	91	62
Mar. 4	Fordham*****	85	69
Mar. 6	St. Peter's*****	71	58
Mar. 16	Louisiana Tech*****	74	83

\* - Pre-Season NIT  
 \*\* - Acme Boot Classic at Clarksville, TN - **CHAMPION**  
 \*\*\* - Jostens Classic at Palestra - **CHAMPION**  
 \*\*\*\* - Cotton States Classic at Atlanta, GA  
 \*\*\*\*\* - MAAC Tournament at Meadowlands - **CHAMPION**  
 \*\*\*\*\* - NCAA Tournament at Nashville, TN

Head Coach: Bill "Speedy" Morris

ALL HOME GAMES PLAYED AT PHILADELPHIA CIVIC CENTER EXCEPT WHERE NOTED

1989-90 (Won 30, Lost 2)

	Opponent	LSU	OPP
Nov. 24	SW Missouri State*	62	58
Nov. 25	Fresno State*	75	63
Dec. 2	at De Paul	83	62
Dec. 11	Pennsylvania	86	83
Dec. 21	Villanova	71	70
Dec. 27	Ohio State**	74	62
Dec. 28	Florida**	76	69
Jan. 3	at Temple	63	62
Jan. 6	Loyola-Marymount	116	121
Jan. 9	Siena	106	90
Jan. 12	Notre Dame	86	78
Jan. 15	Canisius	89	77
Jan. 20	at Holy Cross	84	81
Jan. 22	Loyola (MD)	89	69
Jan. 25	at Niagara	87	69
Jan. 27	at Fordham	98	72
Feb. 3	at Iona	89	73
Feb. 5	St. Peter's	72	59
Feb. 8	at Fairfield	78	51
Feb. 10	at Manhattan	99	78
Feb. 12	at St. Joseph's	93	76
Feb. 16	Iona	95	78
Feb. 18	Fairfield	72	49
Feb. 20	at Loyola (MD)	110	81
Feb. 22	Manhattan	100	60
Feb. 25	at St. Peter's (OT)	74	66
Feb. 27	Army	106	73
Mar. 3	Fairfield***	90	60
Mar. 4	Siena***	106	90
Mar. 5	Fordham***	71	61
Mar. 15	Southern Mississippi****	79	63
Mar. 17	Clemson****	75	79

\* - Coors Light Classic at Fresno, CA - **CHAMPION**  
 \*\* - Sugar Bowl Classic at New Orleans, LA - **CHAMPION**  
 \*\*\* - MAAC Tournament at Albany, NY - **CHAMPION**  
 \*\*\*\* - NCAA Tournament at Hartford, CT

Head Coach: Bill "Speedy" Morris

1990-91 (Won 19 Lost 10)

	Opponent	LSU	OPP
Nov. 28	Loyola (MD)	75	68
Dec. 3	at Pennsylvania (OT)	84	80
Dec. 4	Brigham Young	93	81
Dec. 9	at Florida State	74	83
Dec. 15	Baylor*	87	82
Dec. 16	Idaho*	83	61
Dec. 22	at Villanova	102	94
Dec. 31	at Loyola Marymount	133	118
Jan. 5	Temple	86	91
Jan. 8	at Iona	74	77
Jan. 12	Niagara	85	78
Jan. 17	at Loyola (MD)	94	84
Jan. 21	Siena	67	64
Jan. 24	at Canisius	89	74
Jan. 26	at Niagara	77	65
Jan. 31	Fairfield	84	66
Feb. 2	at Manhattan (MSG)	76	65
Feb. 6	at Notre Dame	68	84
Feb. 9	Canisius	84	68
Feb. 11	at Fairfield	73	54
Feb. 14	St. Peter's	57	58
Feb. 16	St. Joseph's	73	82
Feb. 18	Manhattan	94	70
Feb. 20	at Siena	76	93

1990-91 (Continued)

Feb. 23	Iona	93	70
Feb. 26	at St. Peter's	53	85
Mar. 2	Loyola (MD)**	86	70
Mar. 3	St. Peter's**	50	57
Mar. 15	at Massachusetts***	90	93

\* - Daiwa Ball at Tokyo, Japan - **CHAMPION**  
 \*\* - MAAC Tournament at Albany, NY  
 \*\*\* - National Invitation Tournament

Head Coach: Bill "Speedy" Morris

1991-92 (Won 20 Lost 11)

	Opponent	LSU	OPP
Nov. 29	California*	99	76
Nov. 30	Richmond*	63	78
Dec. 7	Siena	65	68
Dec. 9	Villanova (SP)	79	75
Dec. 21	Princeton (OT)	46	47
Dec. 27	Oregon State**	80	92
Dec. 28	Oregon**	105	75
Jan. 4	Iona	120	88
Jan. 9	Notre Dame	79	87
Jan. 11	at Canisius	85	78
Jan. 13	at Niagara	93	77
Jan. 18	at St. Peter's	94	71
Jan. 19	Pennsylvania (SP)	57	66
Jan. 23	at Temple	78	67
Jan. 25	Canisius	90	73
Jan. 28	at Manhattan	65	67
Feb. 2	at Siena	64	77
Feb. 7	at Iona	88	79
Feb. 9	Loyola (Balt)	99	85
Feb. 11	at St. Joseph's (OT)	80	84
Feb. 15	at Brigham Young	81	80
Feb. 19	St. Peter's	65	52
Feb. 21	Fairfield	69	50
Feb. 23	Niagara	90	68
Feb. 26	at Loyola (Balt.)	60	62
Feb. 28	Manhattan	90	67
Mar. 1	at Fairfield	75	60
Mar. 7	Fairfield***	88	66
Mar. 8	Siena***	84	71
Mar. 9	Manhattan***	77	76
Mar. 19	Seton Hall****	76	78

\* - Central Fidelity Classic at Richmond, VA  
 \*\* - Far West Classic at Portland, OR  
 \*\*\* - MAAC Tournament at Albany, NY - **CHAMPION**  
 \*\*\*\* - NCAA Tournament at Greensboro, NC

Head Coach: Bill "Speedy" Morris

1992-93 (Won 14 Lost 13)

	Opponent	LSU	OPP
Dec. 2	Phila. Textile	59	53
Dec. 8	Pennsylvania	44	71
Dec. 10	James Madison	83	70
Dec. 12	Maryland	76	93
Dec. 15	Temple (SP)	60	87
Dec. 28	West Virginia*	67	80
Dec. 30	Delaware State*	83	74
Jan. 2	Richmond	71	61
Jan. 5	at Kansas State	59	79
Jan. 9	at Evansville	70	82
Jan. 11	at Butler	59	64
Jan. 14	Detroit Mercy (OT)	80	73
Jan. 16	Loyola Chicago	70	56
Jan. 19	St. Joseph's (SP)	66	53
Jan. 21	Duquesne	81	78
Jan. 23	at Notre Dame	63	72
Jan. 27	at Princeton	60	65

# Year-by-Year 1993-94

1992-93 (Continued)

Feb. 4	at Xavier	49	56
Feb. 6	at Dayton	72	64
Feb. 11	Evansville	41	63
Feb. 13	Butler	88	66
Feb. 18	at Detroit Mercy	73	72
Feb. 20	at Loyola Chicago	96	90
Feb. 27	at Duquesne	68	65
Mar. 2	Xavier	58	73
Mar. 6	Dayton (PAL)	67	57
Mar. 11	Butler**	70	77

\* Valley Bank Fiesta Bowl Classic at Tucson, AZ  
 \*\* Midwestern Collegiate Conference Tournament at Indianapolis, IN  
 Head Coach Bill "SPEEDY" Morris

1993-94 (Won 11 Lost 16)

	Opponent	LSU	OPP
Nov. 27	Princeton	49	43
Dec. 1	at Illinois	73	99
Dec. 3	Yale*	78	69
Dec. 4	Colorado*	65	84
Dec. 8	Philadelphia Textile	82	80
Dec. 10	at James Madison	89	85
Dec. 28	Creighton**	66	56
Cec. 29	Tennessee Tech**	109	93
Dec. 30	Ohio***	80	100
Jan. 3	at Richmond	71	92
Jan. 5	Kansas State	63	67
Jan. 8	Notre Dame (OT)	84	81
Jan. 12	St. Joseph's	71	73
Jan. 15	Evansville (OT)	81	92
Jan. 20	Temple	55	68
Jan. 22	at Loyola Chicago	76	71
Jan. 25	Pennsylvania (SP)	62	66
Jan. 29	at Detroit Mercy	65	66
Feb. 5	Xavier	66	73
Feb. 10	at Evansville	65	63
Feb. 12	at Butler	69	82
Feb. 16	Detroit Mercy	80	67
Feb. 19	Loyola Chicago	77	63
Feb. 26	Butler	68	87
Feb. 28	Villanova (SP)	54	55
Mar. 3	at Xavier	77	79
Mar. 6	Detroit Mercy***	70	87

\* Mile High Classic at Boulder, CO  
 \*\*Big Island Classic at Hilo, HI  
 \*\*\*Midwestern Collegiate Conference Tournament at Indianapolis, IN  
 Head Coach Bill "SPEEDY" Morris

**KEY:**

OT = Overtime  
 2OT = Double Overtime  
 3OT = Triple Overtime

**LOCATION KEY:**

ARENA = Philadelphia Arena - Philadelphia, PA  
 CH = Convention Hall (Civic Center) - Philadelphia, PA  
 HH = Hayman Hall - a Salle University Campus - Philadelphia, PA  
 LH = Lincoln High School - Philadelphia, PA  
 MSG = Madison Square Garden - New York, NY  
 PAL = Palestra - Philadelphia, PA  
 SP = Spectrum - Philadelphia, PA  
 ME = Meadowlands - East Rutherford, NJ  
 NH = New Haven, CT

## ALL-TIME RECORDS

SEASON	WON	LOST	CAPTAIN (S)
1994	11	16	Paul Burke, Kareem Townes
1993	14	13	Jeff Neubauer
1992	20	11	Jack Hurd
1991	19	10	Doug Overton
1990	30	2	Lionel Simmons
1989	26	6	Craig Conlin, Lionel Simmons
1988	24	10	Tim Legler, Rich Tarr
1987	20	13	Larry Koretz
1986	14	14	Chip Greenberg, Gary Jones
1985	15	13	Steve Black, Ralph Lewis
1984	20	11	Steve Black, Ralph Lewis
1983	18	14	Tom Piotrowski, Ralph Gilmore
1982	16	13	Paul Harter
1981	14	13	Greg Webster, Kevin Lynam, Stan Williams
1980	22	9	Michael Brooks
1979	15	13	Tony Plakis, Darryl Gladden
1978	18	12	Joe Mihalich, Jim Wolkiewicz
1977	17	12	Donn Wilber
1976	11	15	Glenn Collier, Varick Cutler, Charlie Wise
1975	22	7	Bill Taylor
1974	18	10	Joe DiCocco, Frank Moffatt
1973	15	10	Jim Crawford, Bill Fox
1972	6	19	Jim Crawford
1971	20	7	Ken Durrett
1970	14	12	Fran Dunphy, Ken Durrett
1969	23	1	Game Captains
1968	20	8	Larry Cannon, Lefty Ervin
1967	14	12	Hubie Marshall, George Paull
1966	10	15	Jerry Marano
1965	15	8	Joe Cunnane
1964	16	9	Frank Corace
1963	16	8	Bill Raftery, Tony Abbott
1962	16	9	Bob McAteer
1961	15	7	Bob McAteer
1960	16	6	Game Captains
1959	16	7	Al Ferner
1958	16	9	Charles Eltringham
1957	17	9	Game Captains
1956	15	10	Game Captains
1955	26	5	Tom Gola
1954	26	4	Tom Gola, Frank O'Hara
1953	25	3	Game Captains
1952	25	7	Charles Donnelly
1951	22	7	Jim Phelan
1950	21	4	Frank Comerford
1949	21	7	Joe Greenberg
1948	20	4	Fred Bernhardt
1947	20	6	Bob Walters
1946	9	14	Bob Walters
1945	11	8	Game Captains
1944	8	8	Don Clune
1943	13	10	Irv Reichman
1942	12	11	Charles McGlone
1941	11	8	Gene Gillen, John Brnich
1940	12	8	Tom Carroll
1939	13	6	Frank Hoerst
1938	9	8	Frank Hoerst
1937	12	7	Frank Hoerst
1936	4	13	Phil Kear
1935	15	6	Matt Kratchowill
1934	14	3	Clem Meehan
1933	13	3	Joe Meehan
1932	15	8	Charles Mosaicant
1931	15	4	Mort Gratz, Ray Bab

### LA SALLE RECORD BY VENUE: (Prior to 1994-95 Season)

**"HOME" SITES:**

Palestra:	303 - 156
Wister Hall:	178 - 63
Convention Hall (prior to 1989):	59 - 37
Philadelphia Civic Center (after 1989):	38 - 18
Lincoln High School:	19 - 0
Hayman Hall:	17 - 1
St. Joseph's U. Alumni Fieldhouse	6 - 0
Spectrum:	5 - 12
Philadelphia Arena:	0 - 2

Overall Home Record 625-289 (.684)  
 Overall Away Record 431-286 (.601)  
**TOTAL: 1056-575 (.647)**

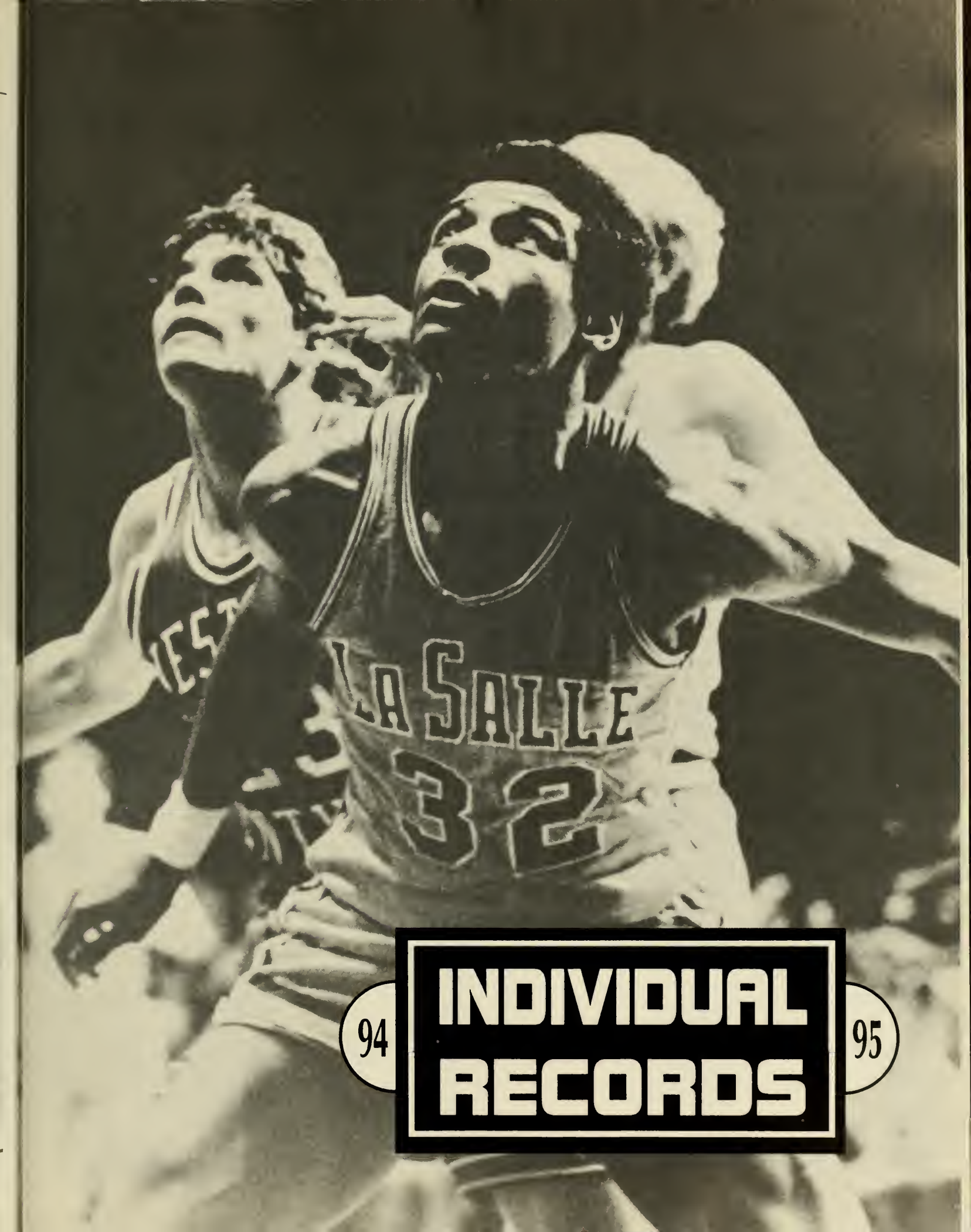
**Miscellaneous**

Overall Convention Hall/Civic Center:	97-55
Madison Square Garden:	29-21

**LA SALLE RECORD IN OVERTIME GAMES**

Overtime:	26 - 24
Double Overtime:	3 - 5
Triple Overtime:	3 - 1
<b>TOTAL:</b>	<b>32 - 30</b>





94

**INDIVIDUAL  
RECORDS**

95

# ALL-TIME INDIVIDUAL RECORDS

## POINTS

GAME:	51	Michael Brooks at Brigham Young, Dec. 15, 1979
HALF:	33	Hubie Marshall at Albright, Dec. 1, 1965
GAME, OPPONENT:	52	Calvin Murphy, Niagara, Dec. 16, 1967
SEASON:	908	Lionel Simmons 32 games, 1988-89
SEASON, AVERAGE:	28.4	Lionel Simmons 32 games, 1988-89
CAREER:	3217	Lionel Simmons 131 games, 1986-90
CAREER, AVERAGE:	24.6	Lionel Simmons 131 games, 1986-90

**Michael Brooks scored a school record 51 points against Brigham Young on December 15, 1979 in a 108-106 triple overtime loss to Brigham Young in the championship game of the Cougar Classic in Provo, Utah.**



## FIELD GOALS MADE

GAME:	24 (36 atts.)	Michael Brooks at Brigham Young, Dec. 15, 1979
OPPONENT:	20 (40 atts.)	Joe Steiner Bucknell, Feb. 7, 1962
GAME, PERCENTAGE	92.3% (12-13)	Steve Black v. West Chester Dec. 8, 1981
GAME, PERCENTAGE OPPONENT	100.0% (10-10)	Bill Duffy Santa Clara, Dec. 22, 1981
SEASON:	349	Lionel Simmons 32 games, 1988-89
SEASON, PERCENTAGE:	64.6 (144/223)	Craig Conlin, 34 games, 1987-88
CAREER:	1244	Lionel Simmons 131 games, 1986-90
CAREER, PERCENTAGE:	58.8, (470-800)	Craig Conlin 119 games, 1985-89

## FIELD GOALS ATTEMPTED

GAME:	36	Michael Brooks at Brigham Young, Dec. 15, 1979 (3 overtimes)
OPPONENT:	40	Joe Steiner Bucknell, Feb. 7, 1962
SEASON:	716	Lionel Simmons 32 games, 1988-89
CAREER:	2482	Lionel Simmons

## THREE-POINT GOALS MADE

GAME:	8 (14 atts.)	Randy Woods vs. Manhattan Feb. 28, 1992
	8 (9 atts.)	Jack Hurd vs. Oregon Dec. 28, 1991
	8 (13 atts.)	Bob Johnson, vs. St. Joseph's Feb. 12, 1990
	8 (12 atts.)	Tim Legler, vs. Manhattan Jan. 23, 1988
GAME, OPPONENT:	10 (17 atts.)	George McCloud Florida State, Feb. 23, 1989
GAME PERCENTAGE	100.0% (5-5)	Jack Hurd v. Iona Jan. 23, 1989

## GAME, PERCENTAGE

OPPONENT	.857 % (6-7)	Tony Ward Penn State, Nov. 11, 1986
SEASON:	121	Randy Woods 31 games, 1991-92
SEASON, PERCENTAGE:	49.1% (104-212)	Tim Legler 34 games, 1987-88
CAREER:	291	Jack Hurd 124 games, 1988-92
CAREER, PERCENTAGE:	45.6% (161-353)	Tim Legler 121 games, 1984-88

## THREE-POINT GOALS ATTEMPTED

GAME:	20	Kareem Townes vs. Detroit Mercy Jan. 14, 1993
GAME, OPPONENT:	17	George McCloud, Florida State Feb. 23, 1989
SEASON:	341	Randy Woods 25 games, 1990-91
CAREER:	789	Jack Hurd 124 games, 1988-92
	789	Randy Woods 88 games, 1989-92

## FREE THROWS MADE

GAME:	18 (18 atts.)	Lionel Simmons vs. American, Feb. 2, 1988
GAME, OPPONENT:	18 (22 atts.)	Bob McNeill, St. Joseph's Feb. 26, 1958
SEASON:	202	Tom Gola 31 games, 1954-55
SEASON, PERCENTAGE:	91.7, (55-60)	Kurt Kanaskie 21 games, 1978-79
CAREER:	673	Lionel Simmons 131 games, 1986-1990
CAREER, PERCENTAGE:	86.3, (157-182)	Kevin Lynam 101 games, 1977-81

# ALL-TIME INDIVIDUAL RECORDS

## FREE THROWS ATTEMPTED

GAME:	21	Bob Fields, at Rider Mar. 1, 1971
OPPONENT:	23	Howie Landa, Lebanon Valley Jan. 15, 1955
SEASON:	267	Tom Gola 31 games, 1954-55
CAREER:	932	Lionel Simmons 131 games, 1986-90

**La Salle's Tom Gola pulled down a school record 37 rebounds in a 112-70 victory over Lebanon Valley College in a game played at Lincoln High School on January 15, 1955.**



## REBOUNDS

GAME:	37	Tom Gola, at Lebanon Valley Jan. 15, 1955
GAME, OPPONENT:	33	Art Beatty, American Jan. 10, 1967
SEASON:	652	Tom Gola 30 games, 1953-54
CAREER:	2201	Tom Gola 118 games, 1951-55

## ASSISTS

GAME:	18	Doug Overton vs. Holy Cross Feb. 13, 1989
GAME, OPPONENT:	15	Jerry Hobbie, Fordham Dec. 28, 1984
SEASON:	244	Doug Overton 32 games, 1988-89
CAREER:	671	Doug Overton 123 games, 1987-91

## STEALS

GAME:	8,	Doug Overton vs. Army Feb. 3, 1989
GAME, OPPONENT:	7	Paul Burke vs. Detroit Jan. 29, 1994
SEASON:	98	Rodney Brown, Canisius Jan. 11, 1992
CAREER:	277	Doug Overton 32 games, 1988-89
		Doug Overton 123 games, 1987-91

## BLOCKED SHOTS

GAME	7	Lionel Simmons vs. American Feb. 2, 1988
GAME, OPPONENT:	6	Shawn Bradley, Brigham Young Dec. 4, 1990
SEASON:	77	Lionel Simmons 34 games, 1987-88

# SCORING

## SCORING AVERAGE - CAREER (1000-point minimum)

PCT.	NAME	YEARS
24.6	Lionel Simmons	1986-90
23.7	Ken Durrett	1968-71
23.1	Michael Brooks	1976-80
22.7	<b>Kareem Townes</b>	1992-
21.3	Hubie Marshall	1964-67
20.9	Tom Gola	1951-55
20.6	Randy Woods	1989-92
20.3	Joe Bryant	1973-75
19.7	Steve Black	1981-85
19.5	Bob Fields	1969-71
19.3	Frank Corace	1961-64
19.1	Larry Cannon	1966-69

## SCORING AVERAGE - SEASON

PCT.	NAME	YEARS
28.4	Lionel Simmons	1988-89
27.3	Randy Woods	1991-92
27.0	Ken Durrett	1970-71
27.0	Hubie Marshall	1965-66
26.5	Lionel Simmons	1989-90
24.9	Michael Brooks	1977-78
24.3	Ken Durrett	1969-70
24.2	Tom Gola	1954-55
24.1	Michael Brooks	1979-80
24.0	Frank Corace	1963-64

# ALL-TIME SCORING LEADERS

## SCORING LEADERS - YEAR BY YEAR

SEASON	PLAYER	POINTS	AVERAGE
1993-94	<b>Kareem Townes</b>	<b>619</b>	<b>22.9</b>
1992-93	<b>Kareem Townes</b>	<b>607</b>	<b>22.5</b>
1991-92	Randy Woods	847	27.3
1990-91	Doug Overton	558	22.3
1989-90	Lionel Simmons	847	26.5
1988-89	Lionel Simmons	908	28.4
1987-88	Lionel Simmons	792	23.3
1986-87	Lionel Simmons	670	20.3
1985-86	Chip Greenberg	471	16.8
1984-85	Steve Black	562	19.7
1983-84	Ralph Lewis	638	20.6
1982-83	Steve Black	382	20.1
1981-82	Steve Black	561	20.0
1980-81	Stan Williams	448	16.6
1979-80	Michael Brooks	747	24.1
1978-79	Michael Brooks	606	23.3
1977-78	Michael Brooks	696	24.9
1976-77	Michael Brooks	579	19.9
1975-76	Donn Wilber	446	17.2
1974-75	Joe Bryant	632	21.8
1973-74	Bill Taylor	551	19.7
1972-73	Jim Crawford	489	19.6
1971-72	Jim Crawford	394	15.7
1970-71	Ken Durrett	567	27.0
1969-70	Ken Durrett	632	24.3
1968-69	Ken Durrett	480	20.0
1967-68	Larry Cannon	546	19.5
1966-67	Hubie Marshall	549	21.1
1965-66	Hubie Marshall	674	27.0
1964-65	Curt Fromal	441	19.2
1963-64	Frank Corace	601	24.0
1962-63	Frank Corace	441	18.4
1961-62	Bob McAteer	543	21.7
1960-61	Bill Raftery	392	17.8
1959-60	Robert Alden	360	16.4
1958-59	Joey Heyer	402	17.4
1957-58	Bill Katheder	326	13.0
1956-57	Alonzo Lewis	459	17.7
1955-56	Alonzo Lewis	326	13.0
1954-55	Tom Gola	750	24.2
1953-54	Tom Gola	690	23.0
1952-53	Tom Gola	517	18.5
1951-52	Tom Gola	505	15.8
1950-51	Jack George	469	16.2
1949-50	Larry Foust	355	14.2
1948-49	Larry Foust	453	16.2
1947-48	Bob Walters	348	13.4
1946-47	Bob Walters	367	16.0
1945-46	Bob Walters	263	13.8
1944-45	Bob Walters	215	13.4

Current player in boldface

## LA SALLE PLAYERS WITH 35 OR MORE POINTS IN A GAME

NAME	DATE	OPPONENT	PTS
Michael Brooks	Dec. 15, 1979	at Brigham Young	51
Randy Woods	Dec. 31, 1990	at Loyola Marymount	46
Doug Overton	Dec. 31, 1990	at Loyola Marymount	45
Ken Durrett	Jan. 16, 1971	Western Kentucky	45
Randy Woods	Mar. 7, 1992	Fairfield (MAAC)	42
Randy Woods	Nov. 29, 1991	California	42
Hubie Marshall	Mar. 2, 1966	Louisville	42
Hubie Marshall	Dec. 1, 1965	Albright	42
Tom Gola	Jan. 6, 1954	Loyola (MD)	41
Randy Woods	Feb. 9, 1992	Loyola (Balt.)	40
Doug Overton	Jan. 31, 1991	Fairfield	40
Lionel Simmons	Feb. 10, 1990	at Manhattan	40
Steve Black	Feb. 26, 1983	Temple (2OT)	40
Ken Durrett	Jan. 23, 1971	at Lafayette	40
Ken Durrett	Jan. 20, 1971	at Niagara	40
Ken Durrett	Dec. 9, 1970	Miami	40
Ken Durrett	Jan. 28, 1969	at St. Francis (PA)	40
Hubie Marshall	Feb. 2, 1966	American	40
Frank Corace	Feb. 28, 1964	Utah St.	40
<b>Kareem Townes</b>	<b>Dec. 1, 1993</b>	<b>at Illinois</b>	<b>39</b>
Lionel Simmons	Feb. 5, 1989	at American	39
Michael Brooks	Feb. 1, 1978	Notre Dame	39
Bill Taylor	Feb. 9, 1974	American	39
Robert Fields	Mar. 1, 1971	at Rider	39
Larry Foust	Feb. 5, 1949	St. Joseph's	39
<b>Kareem Townes</b>	<b>Jan. 8, 1994</b>	<b>Notre Dame</b>	<b>38</b>
Lionel Simmons	Dec. 29, 1988	South Carolina	38
Ken Durrett	Feb. 6, 1971	at Syracuse	38
Randy Woods	Feb. 28, 1992	Manhattan	37
Randy Woods	Jan. 18, 1992	at St. Peter's	37
Lionel Simmons	Jan. 9, 1988	at North Carolina	37
Michael Brooks	Jan. 13, 1979	Rider	37
Bob McAteer	Mar. 2, 1962	Western Kentucky	37
Doug Overton	Dec. 4, 1990	Brigham Young	36
Lionel Simmons	Jan. 22, 1990	Loyola (Balt.)	36
Lionel Simmons	Feb. 23, 1989	Florida St.	36
Lionel Simmons	Jan. 7, 1990	Richmond	36
Lionel Simmons	Dec. 14, 1989	at St. Peter's	36
Lionel Simmons	Feb. 28, 1987	Fairfield	36
Ralph Lewis	Feb. 18, 1984	Holy Cross (OT)	36
Michael Brooks	Jan. 6, 1979	Lafayette	36
Ken Durrett	Dec. 2, 1970	at Albright	36
Ken Durrett	Feb. 11, 1970	American	36
Ken Durrett	Jan. 3, 1970	St. Joseph's (2OT)	36
Hubie Marshall	Dec. 8, 1965	at Seton Hall	36
<b>Kareem Townes</b>	<b>Feb. 6, 1993</b>	<b>at Dayton</b>	<b>35</b>
Doug Overton	Dec. 1, 1990	at Penn (OT)	35
Michael Brooks	Mar. 12, 1978	Villanova	35
Michael Brooks	Dec. 17, 1976	Tennessee	35
Hubie Marshall	Jan. 11, 1967	at American	35
Frank Corace	Jan. 23, 1964	at Miami	35
Alonzo Lewis	Dec. 29, 1956	Valparaiso	35
Tom Gola	Dec. 15, 1954	at Lafayette	35

# ALL-TIME SCORING LEADERS

## 3000 POINT CLUB

### LIONEL SIMMONS - 3217 points; four years



Yr	G	FG	FGA	FG%	FT	FTA	FT%	REB	AVG	PTS	AVG
1986-87	33	263	500	.526	142	186	.763	322	9.8	670	20.3
1987-88	34	297	613	.485	196	259	.757	386	11.4	792	23.3
1988-89	32	349	716	.487	189	266	.711	365	11.4	908	28.4
1989-90	<u>32</u>	<u>335</u>	<u>653</u>	<u>.513</u>	<u>146</u>	<u>221</u>	<u>.661</u>	<u>356</u>	<u>11.1</u>	<u>847</u>	<u>26.5</u>
<b>TOTALS</b>	<b>131</b>	<b>1244</b>	<b>2482</b>	<b>.501</b>	<b>673</b>	<b>932</b>	<b>.722</b>	<b>1429</b>	<b>10.9</b>	<b>3217</b>	<b>24.6</b>

## 2000 POINT CLUB

### MICHAEL BROOKS - 2628 points; four years



Yr	G	FG	FGA	FG%	FT	FTA	FT%	REB	AVG	PTS	AVG
1976-77	29	241	490	.492	97	152	.638	311	14.1	579	20.0
1977-78	28	288	490	.588	120	164	.732	358	12.8	696	24.9
1978-79	26	245	443	.533	116	161	.720	347	13.4	606	23.3
1979-80	<u>31</u>	<u>290</u>	<u>649</u>	<u>.447</u>	<u>167</u>	<u>237</u>	<u>.705</u>	<u>356</u>	<u>11.5</u>	<u>747</u>	<u>24.1</u>
<b>TOTALS</b>	<b>114</b>	<b>1064</b>	<b>2072</b>	<b>.514</b>	<b>500</b>	<b>714</b>	<b>.700</b>	<b>1372</b>	<b>12.8</b>	<b>2628</b>	<b>23.1</b>

### TOM GOLA - 2461 points; four years



Yr	G	FG	FGA	FG%	FT	FTA	FT%	REB	AVG	PTS	AVG
1951-52	29	192	528	.364	120	170	.706	497	17.1	504	17.4
1952-53	28	186	451	.412	145	186	.780	434	15.5	517	18.5
1953-54	30	252	619	.407	186	254	.732	652	21.7	690	23.0
1954-55	<u>31</u>	<u>274</u>	<u>624</u>	<u>.439</u>	<u>202</u>	<u>267</u>	<u>.757</u>	<u>618</u>	<u>19.9</u>	<u>750</u>	<u>24.2</u>
<b>TOTALS</b>	<b>118</b>	<b>904</b>	<b>222</b>	<b>.407</b>	<b>653</b>	<b>877</b>	<b>.745</b>	<b>2201</b>	<b>18.7</b>	<b>2461</b>	<b>20.9</b>

### STEVE BLACK - 2012 points; four years



Yr	G	FG	FGA	FG%	FT	FTA	FT%	REB	AVG	PTS	AVG
1981-82	28	221	458	.483	119	143	.832	95	3.4	561	20.0
1982-83	19	167	336	.497	48	62	.774	49	2.6	382	20.1
1983-84	27	207	403	.514	103	126	.818	64	2.4	517	19.2
1984-85	<u>28</u>	<u>239</u>	<u>459</u>	<u>.521</u>	<u>74</u>	<u>89</u>	<u>.832</u>	<u>87</u>	<u>3.1</u>	<u>552</u>	<u>19.7</u>
<b>TOTALS</b>	<b>102</b>	<b>834</b>	<b>1656</b>	<b>.504</b>	<b>344</b>	<b>420</b>	<b>.819</b>	<b>295</b>	<b>2.9</b>	<b>2012</b>	<b>19.7</b>

# ALL-TIME SCORING LEADERS

## 1500 POINT CLUB

### RANDY WOODS - 1811 points; three years

Yr	G	FG	FGA	FG%	FT	FTA	FT%	REB	AVG	PTS	AVG
1989-90	32	146	371	.394	56	76	.737	101	3.2	425	13.3
1990-91	25	177	415	.427	105	132	.796	123	4.9	539	21.6
1991-92	31	272	653	.417	182	224	.813	194	6.3	847	27.3
<b>TOTALS</b>	<b>88</b>	<b>595</b>	<b>1439</b>	<b>.414</b>	<b>343</b>	<b>432</b>	<b>.794</b>	<b>418</b>	<b>4.8</b>	<b>1811</b>	<b>20.6</b>

### RALPH LEWIS - 1807 points; four years

Yr	G	FG	FGA	FG%	FT	FTA	FT%	REB	AVG	PTS	AVG
1981-82	25	83	174	.477	61	100	.610	158	6.3	227	9.1
1982-83	32	156	339	.460	106	158	.671	259	8.1	418	13.1
1983-84	31	237	404	.587	164	220	.746	281	9.1	638	20.6
1984-85	28	201	360	.558	122	165	.739	268	9.6	524	18.7
<b>TOTALS</b>	<b>116</b>	<b>677</b>	<b>1277</b>	<b>.530</b>	<b>453</b>	<b>643</b>	<b>.705</b>	<b>966</b>	<b>8.3</b>	<b>1807</b>	<b>15.6</b>

### DOUG OVERTON - 1795 points; four years

Yr	G	FG	FGA	FG%	FT	FTA	FT%	REB	AVG	PTS	AVG
1987-88	34	110	221	.498	37	44	.841	81	2.4	265	7.8
1988-89	32	174	352	.494	47	59	.797	101	3.2	421	13.2
1989-90	32	201	387	.519	95	119	.798	133	4.2	551	17.2
1990-91	25	199	447	.445	106	128	.828	104	4.2	558	22.3
<b>TOTALS</b>	<b>123</b>	<b>684</b>	<b>1407</b>	<b>.486</b>	<b>285</b>	<b>350</b>	<b>.814</b>	<b>419</b>	<b>3.4</b>	<b>1795</b>	<b>14.6</b>

### TIM LEGLER - 1699 points; four years

Yr	G	FG	FGA	FG%	FT	FTA	FT%	REB	AVG	PTS	AVG
1984-85	26	69	147	.469	17	24	.708	72	2.8	155	6.0
1985-86	28	158	315	.502	45	54	.833	110	3.9	361	12.9
1986-87	33	233	487	.478	93	119	.782	147	4.5	616	18.7
1987-88	34	203	414	.490	57	71	.803	139	4.1	567	16.7
<b>TOTALS</b>	<b>121</b>	<b>663</b>	<b>1363</b>	<b>.486</b>	<b>212</b>	<b>268</b>	<b>.791</b>	<b>468</b>	<b>3.9</b>	<b>1699</b>	<b>14.0</b>

### JACK HURD - 1693 points; four years

Yr	G	FG	FGA	FG%	FT	FTA	FT%	REB	AVG	PTS	AVG
1988-89	32	144	302	.477	51	66	.773	98	3.1	409	12.8
1989-90	32	98	256	.383	25	38	.658	105	3.3	265	8.3
1990-91	29	160	401	.399	76	113	.673	163	5.6	460	15.9
1991-92	31	195	455	.429	56	80	.700	186	6.0	559	18.0
<b>TOTALS</b>	<b>124</b>	<b>597</b>	<b>1414</b>	<b>.422</b>	<b>208</b>	<b>297</b>	<b>.700</b>	<b>552</b>	<b>4.5</b>	<b>1693</b>	<b>13.7</b>

### KEN DURRETT - 1679 points; three years

Yr	G	FG	FGA	FG%	FT	FTA	FT%	REB	AVG	PTS	AVG
1968-69	24	191	365	.523	98	136	.721	284	11.8	480	20.0
1969-70	26	249	539	.462	134	184	.728	315	12.1	632	24.3
1970-71	21	211	440	.480	145	189	.767	251	12.0	567	27.0
<b>TOTALS</b>	<b>71</b>	<b>651</b>	<b>1344</b>	<b>.484</b>	<b>377</b>	<b>509</b>	<b>.741</b>	<b>850</b>	<b>12.0</b>	<b>1679</b>	<b>23.7</b>

### HUBIE MARSHALL - 1576 points; three years

Yr	G	FG	FGA	FG%	FT	FTA	FT%	REB	AVG	PTS	AVG
1964-65	23	143	328	.436	67	79	.848	86	3.7	353	15.4
1965-66	25	277	584	.474	120	142	.845	105	4.2	674	27.0
1966-67	26	220	491	.448	109	129	.845	133	5.1	549	21.1
<b>TOTALS</b>	<b>74</b>	<b>640</b>	<b>1403</b>	<b>.456</b>	<b>296</b>	<b>350</b>	<b>.846</b>	<b>324</b>	<b>4.4</b>	<b>1576</b>	<b>21.3</b>

### BILLY TAYLOR - 1554 points; three years

Yr	G	FG	FGA	FG%	FT	FTA	FT%	REB	AVG	PTS	AVG
1972-73	25	204	421	.485	36	55	.655	154	6.2	444	17.8
1973-74	28	242	502	.482	67	101	.663	197	7.0	551	19.7
1974-75	29	247	511	.483	65	93	.699	162	5.6	559	19.3
<b>TOTALS</b>	<b>82</b>	<b>693</b>	<b>1434</b>	<b>.483</b>	<b>168</b>	<b>249</b>	<b>.675</b>	<b>513</b>	<b>5.6</b>	<b>1554</b>	<b>19.0</b>

# ALL-TIME SCORING LEADERS

## LA SALLE'S 1000-POINT SCORERS - CAREER

Name	Years	Seasons	Games	Field Goals	Free Throws	Total Points	Avg.
Lionel Simmons	1986-90	4	131	1244*	673	3217	24.6
Michael Brooks	1976-80	4	114	1064	500	2628	23.1
Tom Gola	1951-55	4	118	904	653	2461	20.9
Steve Black	1981-85	4	102	834	344	2012	19.7
Randy Woods	1989-92	3	88	595*	343	1811	20.6
Ralph Lewis	1981-85	4	116	677	453	1807	15.6
Doug Overton	1987-91	4	123	826*	285	1795	14.6
Tim Legler	1984-88	4	121	663*	212	1699	14.0
Jack Hurd	1988-92	4	124	597*	208	1693	13.7
Ken Durrett	1968-71	3	71	651	377	1679	23.6
Hubie Marshall	1964-67	3	74	640	296	1576	21.3
Bill Taylor	1972-75	3	82	693	168	1554	18.9
Larry Foust	1946-50	4	103	573	318	1464	14.2
Larry Cannon	1966-69	3	75	566	298	1430	19.1
Frank Corace	1961-64	3	73	583	245	1411	19.3
Larry Koretz	1983-87	4	120	548*	218	1382	11.5
Kurt Kanaskie	1976-80	4	105	547	262	1356	12.9
Charlie Wise	1972-76	4	97	503	239	1245	12.8
Norm Grekin	1950-53	3	88	460	323	1243	14.1
Mo Connolly	1976-80	4	108	492	248	1232	11.4
Bernie Williams	1966-69	3	74	528	174	1230	16.6
Chip Greenberg	1982-86	4	110	416	395	1227	11.2
<b>Kareem Townes</b>	1992-	2	54	405*	219	1226	22.7
Jim Crawford	1970-73	3	77	430	353	1213	15.8
Fred Iehle	1949-53	4	94	511	182	1204	12.8
Bob Walters	1943-47	4	80			1193	14.9
Craig Conlin	1985-89	4	119	470	219	1159	9.7
Alonzo Lewis	1954-57	3	82	424	289	1137	13.9
Donn Wilber	1973-77	4	90	448	231	1127	12.5
Joe Bryant	1973-75	2	54	456	206	1118	20.7
Albert Butts	1981-84	3	88	374	312	1060	12.0
Bob McAteer	1959-62	3	69	395	266	1056	15.3
George Paull	1964-67	3	74	393	230	1016	13.7
Bob Fields	1969-71	2	52	417	182	1016	19.5
Rich Tarr	1984-88	4	119	359*	186	1004	8.4

## LA SALLE'S 500-POINT SCORERS - SEASON

Name	Years	Seasons	Field Games	Free Goals	Total Throws	Points	Avg.
Lionel Simmons	1988-89	Junior	32	349*	189	908	28.4
Randy Woods	1991-92	Senior	31	272*	182	847	27.3
Lionel Simmons	1989-90	Senior	32	335*	146	847	26.5
Lionel Simmons	1987-88	Sophomore	34	297*	196	792	23.3
Tom Gola	1954-55	Senior	31	274	202	750	24.2
Michael Brooks	1979-80	Senior	31	290	167	747	24.1
Michael Brooks	1977-78	Sophomore	28	288	120	696	24.9
Tom Gola	1953-54	Junior	30	252	186	690	23.0
Hubie Marshall	1965-66	Junior	25	277	120	674	26.9
Lionel Simmons	1986-87	Freshman	33	263*	142	670	20.3
Ralph Lewis	1983-84	Junior	31	237	164	638	20.6
Ken Durrett	1969-70	Junior	26	249	134	632	24.3
Joe Bryant	1974-75	Junior	29	256	120	632	21.8
<b>Kareem Townes</b>	1993-94	Junior	27	202*	115	619	22.9
Tim Legler	1986-87	Junior	33	233*	93	616	18.7
<b>Kareem Townes</b>	1992-93	Sophomore	27	203*	97	607	22.5
Michael Brooks	1978-79	Junior	26	245	116	606	23.3
Bob Fields	1970-71	Senior	27	247	111	605	22.4
Frank Corace	1963-64	Senior	25	242	117	601	24.0
Michael Brooks	1976-77	Freshman	29	241	97	579	19.9
Ken Durrett	1970-71	Senior	21	211	145	567	27.0
Tim Legler	1987-88	Senior	34	203*	57	567	16.7
Steve Black	1981-82	Freshman	28	221	119	561	20.0
Jack Hurd	1991-92	Senior	31	195*	56	559	18.0
Bill Taylor	1974-75	Senior	29	247	65	559	19.3
Doug Overton	1990-91	Senior	25	253*	106	558	22.3
Steve Black	1984-85	Senior	28	239	74	552	19.7
Bill Taylor	1973-74	Junior	28	242	67	551	19.7
Doug Overton	1989-90	Junior	32	201*	95	551	17.2
Hubie Marshall	1966-67	Senior	26	220	109	549	21.1
Larry Cannon	1967-68	Junior	28	207	132	546	19.5
Bob McAteer	1961-62	Senior	25	205	133	543	21.7
Randy Woods	1990-91	Junior	25	257*	105	539	21.6
Ralph Lewis	1984-85	Senior	28	201	122	524	18.7
Tom Gola	1952-53	Sophomore	28	186	145	517	18.5
Steve Black	1983-84	Junior	27	207	103	517	19.1
Tom Gola	1951-52	Freshman	29	192	120	504	17.4

\* - includes 3-point field goals

Current player in boldface

# FIELD GOALS/3 POINT FIELD GOALS

## FIELD GOALS

### FIELD GOAL PERCENTAGE - CAREER (400-MADE MINIMUM)

PCT. (MADE-ATT.)	NAME	YEARS
59.7 (470-800)	Craig Conlin	1985-89
53.8 (1064-1976)	Michael Brooks	1976-80
53.4 (448-839)	Donn Wilber	1973-77
53.0 (677-1277)	Ralph Lewis	1981-85
50.5 (415-821)	Kevin Lynam	1977-81
50.4 (834-1656)	Steve Black	1981-85
50.1 (1244-2482)	Lionel Simmons	1986-90
48.8 (503-1031)	Charlie Wise	1972-76
48.8 (456-935)	Joe Bryant	1973-75
48.6 (684-1407)	Doug Overton	1987-91
48.6 (663-1363)	Tim Legler	1984-88
48.6 (693-1427)	Bill Taylor	1972-75

### FIELD GOAL PERCENTAGE - SEASON

PCT. (MADE-ATT.)	NAME	YEARS
64.6 (144-223)	Craig Conlin	1987-88
58.8 (245-443)	Michael Brooks	1978-79
58.7 (237-404)	Ralph Lewis	1983-84
58.5 (62-106)	Craig Conlin	1985-86
58.3 (166-346)	Donn Wilber	1975-76

### FIELD GOALS MADE - CAREER

NO.	NAME	YEARS
1244	Lionel Simmons	1986-90
1064	Michael Brooks	1976-80
904	Tom Cola	1951-55
834	Steve Black	1981-85
693	Bill Taylor	1972-75
684	Doug Overton	1987-91
677	Ralph Lewis	1981-85
663	Tim Legler	1984-88
651	Ken Durrett	1968-71
640	Hubie Marshall	1964-67
597	Jack Hurd	1988-92
595	Randy Woods	1989-92
583	Frank Corace	1961-64
573	Larry Foust	1946-50

### FIELD GOALS MADE - SEASON

NO.	NAME	YEARS
349	Lionel Simmons	1988-89
335	Lionel Simmons	1989-90
297	Lionel Simmons	1987-88
290	Michael Brooks	1979-80
288	Michael Brooks	1978-79

### FIELD GOALS ATTEMPTED - CAREER

NO.	NAME	YEARS
2482	Lionel Simmons	1986-90
2222	Tom Cola	1951-55
1976	Michael Brooks	1976-80
1656	Steve Black	1981-85
1439	Randy Woods	1989-92
1427	Bill Taylor	1972-75
1411	Jack Hurd	1988-92
1407	Doug Overton	1987-91
1403	Hubie Marshall	1964-67
1400	Frank Corace	1961-64
1399	Chip Greenberg	1982-86
1363	Tim Legler	1984-88
1344	Ken Durrett	1968-71
1277	Ralph Lewis	1981-85

## FIELD GOALS ATTEMPTED - SEASON

NO.	NAME	YEAR
716	Lionel Simmons	1988-89
653	Randy Woods	1991-92
653	Lionel Simmons	1989-90
624	Tom Cola	1954-55
619	Tom Cola	1953-54
613	Lionel Simmons	1987-88

### FIELD GOAL PERCENTAGE LEADERS - YEAR BY YEAR (150 OR MORE ATTEMPTS)

SEASON	PLAYER	MADE	ATT	PCT.
1993-94	Terquin Mott	83	164	50.6
1992-93	Blitz Wooten	85	163	52.2
1991-92	Milko Lieverst	118	215	54.9
1990-91	Milko Lieverst	79	158	50.0
1989-90	Doug Overton	201	387	51.9
1988-89	Craig Conlin	135	226	59.7
1987-88	Craig Conlin	144	223	64.6
1986-87	Craig Conlin	129	245	52.7
1985-86	Chip Greenburg	155	303	51.2
1984-85	Ralph Lewis	201	360	55.8
1983-84	Ralph Lewis	237	404	58.7
1982-83	Albert Butts	147	266	55.3
1981-82	Tom Piotrowski	133	261	51.0
1980-81	Don Word	109	210	51.9
1979-80	Michael Brooks	290	553	52.4
1978-79	Michael Brooks	245	443	55.3
1977-78	Michael Brooks	288	490	58.8
1976-77	Donn Wilber	194	333	58.3
1975-76	Mike Arizin	121	244	49.6
1974-75	Donn Wilber	82	149	55.1
1973-74	Glenn Collier	94	180	52.2
1972-73	Jim Crawford	167	314	53.2
1971-72	Frank Doyle	128	258	49.6
1970-71	Ken Durrett	211	440	47.9
1969-70	Fran Dunphy	201	425	47.2
1968-69	Ken Durrett	191	365	52.3
1967-68	Dave Ervin	105	201	52.2
1966-67	George Paull	141	266	53.1
1965-66	Hubie Marshall	277	584	47.6
1964-65	George Paull	112	223	50.2
1963-64	Frank Corace	242	548	44.2
1962-63	Tony Abbott	127	278	45.7
1961-62	Walt Sampson	100	221	45.2
1960-61	George Friedrich	90	174	51.7
1959-60	Joey Heyer	147	362	40.6
1958-59	Robert Herdelin	144	256	56.2
1957-58	Al Ferner	85	162	52.4
1956-57	Alonzo Lewis	165	348	47.4
1955-56	Alonzo Lewis	132	277	47.6
1954-55	Tom Cola	274	624	43.9
1953-54	Tom Cola	252	619	40.7
1952-53	Tom Cola	186	451	41.2
1951-52	Tom Cola	192	528	36.4
1950-51	Jack George	200	518	38.6

## THREE-POINT FIELD GOALS

### THREE-POINT FIELD GOAL PERCENTAGE - CAREER (50-MADE MINIMUM)

PCT. (MADE-ATT.)	NAME	YEARS
45.6 (161-353)	Tim Legler	1984-88
41.5 (100-241)	Rich Tarr	1984-88
41.5 (56-135)	Lionel Simmons	1986-90
37.8 (142-376)	Doug Overton	1987-91
37.6 (68-181)	Larry Koretz	1983-87
36.9 (291-789)	Jack Hurd	1988-92

## THREE POINT FIELD GOAL PERCENTAGE - SEASON

PCT. (MADE-ATT.)	NAME	YEARS
49.1 (104-212)	Tim Legler	1987-88
47.7 (31-65)	Lionel Simmons	1989-90
44.0 (70-159)	Jack Hurd	1988-89
43.6 (54-124)	Doug Overton	1989-90
42.5 (37-87)	Rich Tarr	1986-87

### THREE-POINT FIELD GOALS MADE - CAREER

NO.	NAME	YEARS
291	Jack Hurd	1988-92
278	Randy Woods	1989-92
197	Kareem Townes	1992-94
161	Tim Legler	1984-88
142	Doug Overton	1987-91
135	Paul Burke	1991-94
111	Bobby Johnson	1986-90

### THREE-POINT FIELD GOALS MADE - SEASON

NO.	NAMES	YEARS
121	Randy Woods	1991-92
113	Jack Hurd	1991-92
104	Tim Legler	1987-88
100	Kareem Townes	1993-94
97	Kareem Townes	1992-93
80	Randy Woods	1990-91
77	Randy Woods	1989-90
70	Jack Hurd	1988-89
68	Larry Koretz	1986-87

### THREE-POINT FIELD GOALS ATTEMPTED - CAREER

NO.	NAMES	YEARS
789	Jack Hurd	1988-92
789	Randy Woods	1989-92
592	Kareem Townes	1992-94
376	Doug Overton	1987-91
353	Tim Legler	1984-88
303	Bobby Johnson	1986-90

### THREE-POINT FIELD GOALS ATTEMPTED - SEASON

NO.	NAMES	YEARS
341	Randy Woods	1991-92
301	Kareem Townes	1992-93
291	Kareem Townes	1993-94
285	Jack Hurd	1991-92
227	Randy Woods	1990-91
221	Randy Woods	1989-90
212	Tim Legler	1987-88
193	Jack Hurd	1990-91
181	Larry Koretz	1986-87

### THREE-POINT FIELD-GOAL PERCENTAGE - YEAR BY YEAR (MINIMUM 30 MADE)

SEASON	PLAYER	MADE	ATT	PCT.
1993-94	Kareem Townes	100	291	.343
1992-93	Paul Burke	63	177	.356
1991-92	Jack Hurd	113	285	.397
1990-91	Randy Woods	80	227	.352
1989-90	Lionel Simmons	31	65	.477
1988-89	Jack Hurd	70	159	.440
1987-88	Tim Legler	104	212	.491
1986-87	Rich Tarr	37	87	.425

Current players in boldface



# FREE THROWS/REBOUNDS

## FREE THROWS

### FREE-THROW PERCENTAGE - CAREER (200-MADE MINIMUM)

PCT. (MADE-ATT)	NAME	YEARS
84.6 (296-350)	Hubie Marshall	1964-67
82.1 (262-319)	Kurt Kanaskie	1976-80
81.9 (344-420)	Steve Black	1981-85
81.4 (285-350)	Doug Overton	1987-91
80.5 (248-308)	Mo Connolly	1976-80
79.4 (343-432)	Randy Woods	1989-92
79.4 (239-301)	Charlie Wise	1972-76
79.1 (212-268)	Tim Legler	1984-88
78.2 (219-280)	Craig Conlin	1985-89
78.1 (395-506)	Chip Greenberg	1982-86
76.2 (266-349)	Bob McAteer	1959-62
75.6 (189-250)	Paul Burke	1991-
75.2 (231-307)	Donn Wilber	1973-77
72.2 (673-932)	Lionel Simmons	1986-90

### FREE THROW PERCENTAGE - SEASON

PCT. (MADE-ATT.)	NAME	YEARS
91.7 (55-60)	Kurt Kanaskie	1978-79
85.4 (105-123)	Charlie Wise	1974-75
85.2 (98-115)	Mo Connolly	1979-80
84.8 (67-79)	Hubie Marshall	1964-65
84.5 (120-142)	Hubie Marshall	1965-66
84.5 (109-129)	Hubie Marshall	1964-65

### FREE-THROWS MADE - CAREER

NO.	NAME	YEARS
673	Lionel Simmons	1986-90
653	Tom Gola	1951-55
500	Michael Brooks	1976-80
453	Ralph Lewis	1981-85
395	Chip Greenberg	1982-86
377	Ken Durrett	1968-71
353	Jim Crawford	1970-73
344	Steve Black	1981-85
343	Randy Woods	1989-92
323	Norm Grekin	1949-53
318	Larry Foust	1946-50

### FREE THROWS MADE - SEASON

NO.	NAME	YEARS
196	Lionel Simmons	1987-88
189	Lionel Simmons	1988-89
182	Randy Woods	1991-92
167	Michael Brooks	1979-80
164	Alonzo Lewis	1983-84
146	Lionel Simmons	1989-90

### FREE-THROWS ATTEMPTED - CAREER

NO.	NAME	YEARS
932	Lionel Simmons	1986-90
877	Tom Gola	1951-55
838	Ralph Lewis	1981-85
714	Michael Brooks	1976-80
654	Jim Crawford	1970-73
512	Albert Butts	1981-84
509	Ken Durrett	1968-71
506	Chip Greenberg	1982-86
459	Norm Grekin	1949-53
432	Randy Woods	1991-92
429	Alonzo Lewis	1954-57

## FREE THROWS ATTEMPTED - SEASON

NO.	NAME	YEARS
266	Lionel Simmons	1988-89
259	Lionel Simmons	1987-88
237	Michael Brooks	1979-80
224	Randy Woods	1991-92
221	Lionel Simmons	1989-90
220	Alonzo Lewis	1983-84

### FREE THROW PERCENTAGE LEADERS- YEAR BY YEAR (60 OR MORE ATTEMPTS)

SEASON	PLAYER	FTM	FTA	PCT.
1993-94	Kareem Townes	115	149	77.1
1992-93	Paul Burke	89	111	80.2
1991-92	Randy Woods	182	224	81.3
1990-91	Doug Overton	106	128	82.8
1989-90	Doug Overton	95	119	79.8
1988-89	Craig Conlin	59	68	86.8
1987-88	Tim Legler	57	71	80.3
1986-87	Rich Tarr	75	94	79.8
1985-86	Chip Greenberg	161	191	84.3
1984-85	Steve Black	74	89	83.1
1983-84	Steve Black	103	126	81.7
1982-83	Steve Black	47	62	77.4
1981-82	Steve Black	119	143	83.2
1980-81	Kevin Lynam	97	111	87.4
1979-80	Mo Connolly	98	115	85.2
1978-79	Kurt Kanaskie	55	60	91.7
1977-78	Kurt Kanaskie	81	99	81.8
1976-77	Darryl Gladden	51	64	79.7
1975-76	Charlie Wise	105	130	80.8
1974-75	Charlie Wise	76	89	85.4
1973-74	Joe Bryant	86	123	69.9
1972-73	Bobby Jones	48	57	84.2
1971-72	Frank Doyle	71	88	80.7
1970-71	Ken Durrett	145	189	76.7
1969-70	Fran Dunphy	83	101	82.2
1968-69	Bernie Williams	62	79	78.5
1967-68	Dave Ervin	49	60	81.7
1966-67	Hubie Marshall	109	129	84.5
1965-66	Hubie Marshall	120	142	84.5
1964-65	Hubie Marshall	67	79	84.8
1963-64	Frank Corace	117	172	68.0
1962-63	Tony Abbott	48	63	76.2
1961-62	Bob McAteer	133	170	78.2
1960-61	Bill Raftery	106	139	76.3
1959-60	Ralph Bantivoglio	52	65	80.0
1958-59	Hugh Brolly	46	62	74.2
1957-58	Bill Katheder	72	95	75.7
1956-57	Alonzo Lewis	129	180	71.2
1955-56	Fran O'Malley	62	97	68.6
1954-55	Tom Gola	202	267	75.6
1953-54	Tom Gola	186	254	73.2
1952-53	Tom Gola	145	186	78.0
1951-52	Tom Gola	120	170	70.6
1950-51	Jack George	69	94	73.4

## REBOUNDS

### REBOUNDS - CAREER

NO.	NAME	YEARS
2201	Tom Gola	1951-55
1429	Lionel Simmons	1986-90
1372	Michael Brooks	1976-80
966	Ralph Lewis	1981-85
850	Ken Durrett	1968-71
832	Norm Grekin	1949-53
826	George Sutor	1962-65
791	Walter Sampson	1961-64
784	Bob Alden	1957-60
780	Albert Butts	1981-84
773	Jim Wolkiewicz	1974-78
751	Milko Lieverst	1988-92

## REBOUNDS - SEASON

NO.	NAME	YEARS
652	Tom Gola	1953-54
618	Tom Gola	1954-55
497	Tom Gola	1951-52
434	Tom Gola	1952-53
386	Lionel Simmons	1987-88

### REBOUNDING AVERAGE - CAREER (600-REBOUND MINIMUM)

PCT.	NAME	YEARS
18.7	Tom Gola	1951-55
12.1	Jackie Moore	1951-53
12.0	Michael Brooks	1976-80
12.0	Ken Durrett	1968-71
11.6	George Sutor	1962-65
11.2	Bob Alden	1957-60
11.1	Joe Bryant	1973-75
10.9	Lionel Simmons	1986-90
10.7	Walter Sampson	1961-64
9.5	Norm Grekin	1949-54

### REBOUND AVERAGE - SEASON

PCT.	NAME	YEARS
23.0	Tom Gola	1953-54
19.9	Tom Gola	1954-55
17.1	Tom Gola	1951-52
15.5	Tom Gola	1952-53
14.7	Bob Alden	1958-59

### REBOUND LEADERS - YEAR BY YEAR

SEASON	PLAYER	TOTAL	AVERAGE
1993-94	Romaine Haywood	173	6.4
1992-93	Blitz Wooten	167	6.4
1991-92	Milko Lieverst	246	7.9
1990-91	Milko Lieverst	231	8.0
1989-90	Lionel Simmons	356	11.1
1988-89	Lionel Simmons	365	11.4
1987-88	Lionel Simmons	386	11.4
1986-87	Lionel Simmons	322	9.8
1985-86	Chip Greenburg	145	5.2
1984-85	Ralph Lewis	268	9.6
1983-84	Ralph Lewis	281	9.1
1982-83	Albert Butts	307	9.6
1981-82	Albert butts	238	8.8
1980-81	Stan Williams	248	9.2
1979-80	Michael Brooks	356	11.5
1978-79	Michael Brooks	347	13.3
1977-78	Michael Brooks	358	12.8
1976-77	Michael Brooks	311	10.7
1975-76	Donn Wilber	261	10.0
1974-75	Joe Bryant	330	11.4
1973-74	Joe Bryant	282	10.8
1972-73	Joe DiCocco	238	9.5
1971-72	Jim Crawford	273	10.9
1970-71	Ken Durrett	251	9.3
1969-70	Ken Durrett	315	12.1
1968-69	Ken Durrett	284	11.8
1967-68	Ed Szczesny	281	10.0
1966-67	Stan Wlodarczyk	257	9.9
1965-66	George Paul	220	8.8
1964-65	George Sutor	267	11.6
1963-64	George Sutor	282	11.3
1962-63	George Sutor	277	11.5
1961-62	Walt Sampson	280	11.2
1960-61	Joe Carey	221	9.6
1959-60	Bob Alden	319	14.5
1958-59	Bob Herdelin	324	14.1
1957-58	Bob Alden	214	9.3
1956-57	Wally Fredericks	226	8.7
1955-56	Fran O'Malley	352	14.1
1954-55	Tom Gola	618	19.9
1953-54	Tom Gola	652	21.7
1952-53	Tom Gola	434	15.5
1951-52	Tom Gola	497	15.5

# BLOCKED SHOTS/ASSISTS/STEALS

## BLOCKED SHOTS

## ASSIST AVERAGE - SEASON

## STEALS

### BLOCKED SHOTS - CAREER

NO.	NAME	YEARS
248	Lionel Simmons	1986-90
107	Ron Barnes	1985-87
94	Ralph Lewis	1981-85
67	Tom Piotrowski	1978-79, 80-83
63	Albert Butts	1981-84

### BLOCKED SHOTS - SEASON

NO.	NAME	YEARS
77	Lionel Simmons	1987-88
65	Lionel Simmons	1989-90
61	Lionel Simmons	1988-89
57	Ron Barnes	1985-86
50	Ron Barnes	1986-87

## ASSISTS

### ASSISTS - CAREER

NO.	NAME	YEARS
671	Doug Overton	1987-91
461	Darryl Gladden	1976-80
461	Chip Greenberg	1982-86
429	Rich Tarr	1984-88
407	Charlie Wise	1972-76
401	Paul Burke	1991-
368	Greg Webster	1977-81
366	Kurt Kanaskie	1976-80
355	Lionel Simmons	1986-90
347	Larry Cannon	1966-69
340	Randy Woods	1989-92
278	Glenn Collier	1973-76
261	Kevin Lynam	1977-81
244	Tim Legler	1984-88

### ASSISTS - SEASON

NO.	NAME	YEARS
244	Doug Overton	1988-89
212	Doug Overton	1989-90
189	Rich Tarr	1986-87
186	Darryl Gladden	1977-78
180	Paul Burke	1993-94
168	Rich Tarr	1987-88
160	Randy Woods	1991-92

### ASSIST AVERAGE - CAREER (200-ASSIST MINIMUM)

PCT.	NAME	YEARS
5.5	Doug Overton	1987-91
5.1	Darryl Gladden	1976-80
4.9	Paul Burke	1991-
4.6	Larry Cannon	1966-69
4.2	Chip Greenberg	1982-86
4.2	Charlie Wise	1972-76
3.9	Randy Woods	1989-92
3.9	Greg Webster	1977-81
3.6	Rich Tarr	1984-88
3.6	Greg Cannon	1968-71
3.5	Kurt Kanaskie	1976-80
3.3	Glenn Collier	1973-76
2.8	Jim Crawford	1970-73

PCT.	NAME	YEARS
7.63	Doug Overton	1988-89
6.66	Paul Burke	1993-94
6.63	Doug Overton	1989-90
6.44	Greg Webster	1980-81
6.41	Darryl Gladden	1977-78
6.09	Larry Cannon	1968-69
5.16	Randy Woods	1991-92

### ASSIST LEADERS - YEAR BY YEAR

SEASON	PLAYER	TOTAL	AVG.
1993-94	Paul Burke	180	6.66
1992-93	Paul Burke	133	4.92
1991-92	Randy Woods	160	5.16
1990-91	Doug Overton	124	4.96
1989-90	Doug Overton	212	6.63
1988-89	Doug Overton	244	7.63
1987-88	Rich Tarr	168	4.90
1986-87	Rich Tarr	189	5.73
1985-86	Chip Greenberg	106	3.76
1984-85	Chip Greenberg	118	4.37
1983-84	Chip Greenberg	148	4.93
1982-83	Chip Greenberg	89	3.56
1981-82	Steve Black	80	2.86
1980-81	Greg Webster	174	6.44
1979-80	Kevin Lynam	130	4.19
1978-79	Darryl Gladden	157	5.60
1977-78	Darryl Gladden	186	6.40
1976-77	Tony DiLeo	105	3.62
1975-76	Charlie Wise	134	5.15
1974-75	Charlie Wise	128	4.41
1973-74	Charlie Wise	110	3.93
1972-73	Jim Crawford	79	3.16
1971-72	Jim Crawford	68	2.72
1970-71	Greg Cannon	140	5.16
1969-70	Fran Dunphy	113	4.35
1968-69	Larry Cannon	140	5.83
1967-68	Larry Cannon	134	4.76
1966-67	Hubie Marshall	107	4.12
1965-66	Hubie Marshall	102	3.92

### STEALS - CAREER

NO.	NAME	YEARS
277	Doug Overton	1987-91
239	Lionel Simmons	1986-89
220	Randy Woods	1989-92
205	Jack Hurd	1988-92
200	Ralph Lewis	1981-85
176	Chip Greenberg	1982-86
157	Paul Burke	1991-
134	Rich Tarr	1984-88
121	Kareem Townes	1992-
118	Steve Black	1981-85
112	Tim Legler	1984-88
106	Dallas Philson	1981-84, 85-86
84	Larry Koretz	1983-87
82	Albert Butts	1981-84
78	Craig Conlin	1985-89
71	Peter Tiano	1981-85

### STEALS - SEASON

NO.	NAME	YEARS
98	Doug Overton	1988-89
89	Randy Woods	1988-89
85	Doug Overton	1989-90
75	Randy Woods	1991-92
71	Lionel Simmons	1987-88
70	Alonzo Lewis	1983-84

### STEALS LEADERS - YEAR BY YEAR

SEASON	PLAYER	TOTAL	AVG.
1993-94	Paul Burke	65	2.41
	Kareem Townes	65	2.41
1992-93	Kareem Townes	56	2.07
1991-92	Randy Woods	75	2.42
1990-91	Randy Woods	59	2.36
1989-90	Doug Overton	98	3.06
1988-89	Lionel Simmons	71	2.09
1987-88	Lionel Simmons	34	2.42
1986-87	Lionel Simmons	53	1.61
1985-86	Tim Legler	27	0.96
1984-85	Ralph Lewis	52	1.86
1983-84	Ralph Lewis	70	2.26
1982-83	Chip Greenberg	54	2.16



# ALL-TIME ROSTER

NAME	YEARS PLAYED	E	K Continued	P Continued	
<b>A</b>		Charles Eltringham Dave Ervin	1955-58 1965-68	Eugene Park George Paull James Phelan Ron Kennedy Dallas Philson Jeff Piccone Tom Piotrowski Tony Plakis Bill Pleas Broderick President Bob Ptak	1960-63 1964-67 1949-51 1981-84; 1985-86 1969-71 1980-83 1975-79 1969-70 1990-91 1953-54
Tony Abbott Richard Adair Bob Alden Edward Altieri Bob Ames Mike Arizin	1960-63 1946-48 1957-60 1951-53 1953-56 1975-76	<b>F</b> Matt Fanning Al Ferner Bob Fields Frank Finegan Jim Flavin Ralph Flowers Ed Forrest Larry Foust Bill Fox Jack Fox Wally Fredericks Jack French George Friedrich Gregory Froio Curt Fromal Steve Fromal Tom Fuhs	1947-51 1956-59 1969-71 1952-54 1961-62 1987-89 1971-72 1946-49 1970-73 1947-48 1954-57 1950-53 1958-62 1930-32 1961-62; 1963-65 1993- 1970-72	1935-36 1956-57 1971-72 1969-71 1957-58; 1959-60 1979-83 1956-57 1958-59 1983-87 1954-55 1934-35 1939-40 1942-43; 1946-47	
<b>B</b>		<b>G</b> Paul Gallagher William Gallagher Jorge Garayta Tom Garberina Richard Genoni Jack George Gene Gillen John Gillespie Ralph Gilmore Joseph Gilson Edward Givnish Darryl Gladden John Gola Tom Gola Manny Gomez James Graham Mort Gratz John Grauer Charles Greenberg Chip Greenberg Joseph Greenberg Norm Grekin Gerald Griffin Frank Gutekunst	1961-63 1946-49 1970-71 1955-58 1958-59 1949-51 1939-40 1948-51 1979-83 1951-53 1955-58 1976-80 1954-55 1951-55 1953-54 1965-66 1930-32 1948-49; 1952-53 1953-56 1982-86 1946-48 1949-53 1955-56 1963-64	<b>R</b> Bill Raftery Joe Rapczynski Irvin Reichman Sam Rines Bill Ring Paul Roach Len Robinson Jack Rowan Joe Ruggiero	1960-63 1971-74 1941-43 1987-89 1965-67 1983-84 1985-87 1956-57 1938-40
Ray Bab Ray Bahr Ralph Bantivoglio Ron Barnes Steve Baruffi Jim Baukal John Beck Dave Bednarik George Bell Thomas Bell Mike Bergin Fred Bernhardt Steve Black Frank Blatcher Mike Boligitz Edward Bowler John Bradley Dick Breen John Brnich Barry Brodzinski John Brogan Hugh Brolly Michael Brooks John Brophy Derek Brown Joe Bryant Paul Burke Edward Burke Edward Burns Phil Burton Albert Butts	1931-32 1931-32; 1934-35 1957-60 1985-87 1971-74 1983-84 1960-61 1965-66; 1967-68 1958-59 1941-42 1989-93 1943-43; 1946-48 1981-85 1953-56 1984-86 1960-61 1941-43 1950-53 1939-40 1973-76 1958-60 1957-60 1976-80 1946-48 1988-89 1973-75 1991- 1964-67 1946-47 1980-83 1981-84	<b>H</b> James Haggerty Jack Haggerty Brent Hagwood John Hart Paul Harter Kevin Harvey Robert Harvey Leo Haughey Romaine Haywood Bob Herdelin Joe Heyer Louis Hilf Frank Hoerst James Hoerst Bron Holland Gary Holmes Edward Holzer Jack Hurd Fred lehle	1971-73 1948-51 1980-82 1962-64 1979-82 1981-82 1975-77 1931-32 1993- 1958-60 1957-60 1941-42 1935-39 1941-43 1989-92 1953-54 1967-70 1988-92 1949-53	<b>S</b> Walter Sampson Ray Schultz Fran Scott Don Shelton Edward Shepper Lionel Simmons Charles Singley Andrew Skvoretz Robert Smith William Snow Mark Spain Earl Steigerwalt Mike Stock Chuck Storm William Stuart Paul Sunderman Herbert Sussman George Sutor Joe Swoyer Ed Szczesny	1960-63 1971-74 1941-43 1987-89 1965-67 1983-84 1985-87 1956-57 1938-40 1961-64 1990-93 1966-68 1939-40 1977-81 1962-64 1939-40 1964-66 1941-43 1988-91; 1992-93 1946-47 1986-90 1953-56 1942-43 1952-53 1964-65 1976-80 1942-43; 1946-48 1989-91 1964-67 1946-48 1946-48 1930-31 1962-65 1941-42 1967-69
<b>C</b>		<b>I</b> Terrence Jackson William Janus Bob Johnson Bob Jones Gary Jones Newt Jones Charles Joseph	1984-87 1930-32 1986-90 1972-73 1983-87 1948-52 1945-46	<b>T</b> Rich Tarr Andy Taylor William Taylor Roland Taylor Alexander Tezsia George Thompson Peter Tiano Charles Tomkins Kareem Townes	1984-88 1957-59 1972-75 1967-69 1962-65 1942-43; 1946-47 1981-85 1946-49 1992- 1993- 1967-69
Greg Cannon Larry Cannon Joe Carey Tony Carney Harry Carpenter Daniel Carr Tom Carroll Lamont Carter Everett Catlin Darryle Charles Reggie Chennault Sidney Chilnich Larry Chilson Carlton Clark Henry Close Glenn Collier Richard Collins Walter Colman Frank Comerford Matt Comey Craig Conlin James Connolly William Conner John Connors Frank Corace Jim Crawford Joseph Cunane Donald Cunningham Varick Cutler	1968-71 1966-69 1958-61 1949-51 1962-65 1965-66 1939-40 1990-91 1993- 1974-76 1980-81 1942-43; 1946-47 1960-62 1981-83 1930-32 1973-76 1931-32 1946-50 1946-50 1993- 1985-89 1976-80 1946-48 1974-76 1961-64 1970-73 1962-65 1956-57 1973-76	<b>J</b> Luteke Kalombo Kurt Kanaskie John Kane Bill Katheder	1991-93 1976-80 1946-48 1951-53; 1956-58	<b>V</b> Jasper Van Teeseling	1993- 1968-71 1968-70 1943-47 1951-53 1977-81 1958-61 1942-43 1946-47 1972-73 1973-77 1972-73 1966-69 1977-81 1972-76 1941-42 1967-70 1966-69 1974-78 1986-88 1989-92 1991-93 1979-81 1988-89 1934-35
<b>D</b>		<b>K</b> Luteke Kalombo Kurt Kanaskie John Kane Bill Katheder	1991-93 1976-80 1946-48 1951-53; 1956-58	<b>W</b> Bob Walsh Bob Walters Jr. Bob Walters Sr. Jim Warrington Greg Webster Tim Welsh Edward Westerson Ace Whitaker Donn Wilber Steve Wiley Bernie Williams Stan Williams Charlie Wise Bill Wisniewski Stan Witalec Stan Wlodarczyk Jim Wolkiewicz Marvin Woods Randy Woods Blitz Wooten Don Word Steve Wreidt Ed Wynne	1968-71 1968-70 1943-47 1951-53 1977-81 1958-61 1942-43 1946-47 1972-73 1973-77 1972-73 1966-69 1974-78 1986-88 1989-92 1991-93 1979-81 1988-89 1934-35
Thomas Danzi Dave Davis Joseph DiCocco Tony DiLeo Chris Donato Buddy Donnelly Frank Doyle Jerry Dugan Fran Dunphy Ken Durrett	1963-64 1979-83 1971-74 1976-78 1992-93 1948-52 1971-74 1967-68 1967-70 1968-71	<b>L</b> Bill Lavery Jack Lawlor Eric Lee Quincy Lee Tim Legler Al Lewis Ralph Lewis Fred Ley Joseph Leyden Milko Lieverst Phil Looby Kevin Lynam Joseph Lynch Bill Lynn William Magarity Paul Malseed Bob Maples Gerald Marano Curt Marshall Hubie Marshall Joe Markmann Gino Massimi Ed Masterson John Mauli Michael McAndrews Bob McAteer Kevin McBain Bob McCann Francis McCarthy Hugh McFadden Charles McClone Bill McGonigal John McKeaney Aaron McKenna Fran McMenamin Clem Meehan Joseph Meehan Mike Melchionni Gregg Metzinger Bill Michuda Joe Mihalich Reggie Miller Frank Moffatt Joe Mohr Jackie Moore Victor Moran Keith Morris Charley Mosaicant Terquin Mott Moon Mullen Dennis Murphy Steve Namiotka Jeff Neubauer Derick Newton Joseph Nohr Charlie Norfleet John O'Donnell Frank O'Hara Fran O'Malley John O'Neill Mike Osborne Doug Overton Ken Palczewski	1956-59 1967-68 1984-88 1992-94 1984-88 1954-57 1981-85 1949-51 1941-43 1988-92 1939-40 1977-81 1962-64 1939-40 1964-66 1939-40 1953-56 1963-66 1966-67 1964-67 1966-69 1957-59 1941-42 1970-72 1934-35 1959-62 1972-74 1946-49 1941-43 1951-52 1940-42 1955-58 1957-60 1965-66 1948-49; 1953-54 1930-32; 1933-35 1931-32; 1933-35 1992- 1974-76; 1977-78 1968-71 1974-78 1976-80 1971-74 1939-40 1951-53 1983-86 1988-92 1930-32; 1933-35 1992-94 1946-47 1959-62 1980-82 1989-93 1993- 1941-42 1979-80 1949-51 1951-54 1953-56 1939-40 1967-68 1987-91 1984-88	<b>X</b> John Yodsnukis	1953-54

# LA SALLE'S NCAA LEADERS

## LA SALLE UNIVERSITY IN THE NCAA RECORD BOOK

### INDIVIDUAL

#### Most career points:

3rd .....	Lionel Simmons .....	3217 .....	1987-90
21st .....	Michael Brooks .....	2628 .....	1977-80

#### Most career rebounds (4 years):

1st .....	Tom Gola .....	2201 .....	1952-55 (118 games)
-----------	----------------	------------	---------------------

#### Most career rebounds (after 1973):

4th .....	Lionel Simmons .....	1429 .....	1987-90 (131 games)
8th .....	Michael Brooks .....	1372 .....	1977-80 (114 games)

#### Most rebounds in a season:

3rd .....	Tom Gola .....	652 .....	1954 (30 games)
8th .....	Tom Gola .....	618 .....	1955 (31 games)

#### Most consecutive games scoring in double figures:

1st .....	Lionel Simmons .....	115 .....	1987-90
-----------	----------------------	-----------	---------

#### Most games scoring in double figures:

2nd .....	Lionel Simmons .....	128 .....	1987-90
-----------	----------------------	-----------	---------

#### Most Combined Points, 2 Teammates vs. Division I Opponent

2nd .....	91 Randy Woods (46) and Doug Overton (45), vs. Loyola Marymount, Dec. 31, 1990
-----------	--

#### Three-Point Field Goals, Season

T14th .....	Randy Woods .....	121 .....	1992
-------------	-------------------	-----------	------

#### Three-Point Field Goals, Career:

T16th .....	Jack Hurd .....	291 .....	1989-92
-------------	-----------------	-----------	---------

#### Career 2000 points & 1000 rebounds:

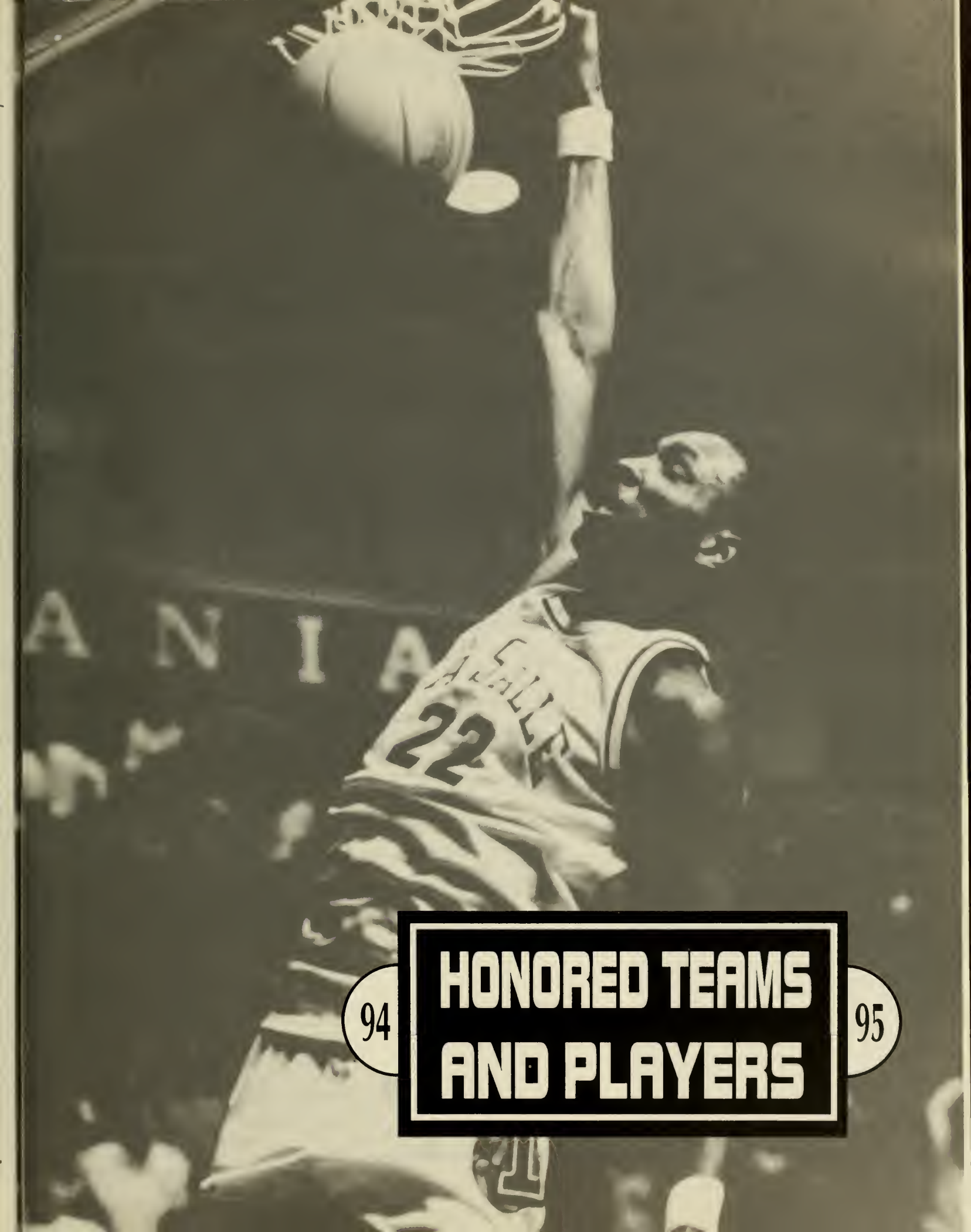
1st .....	Lionel Simmons .....	3217 points/1429 rebounds	1987-90
11th .....	Michael Brooks .....	2628 points/1372 rebounds	1977-80
17th .....	Tom Gola .....	2462 points/2201 rebounds	1952-55

**NOTE:** *La Salle is the only school with two or more players in the top 20 of this chart*

### TEAM

#### Best Overall Season Record:

.937 .....	La Salle .....	30-2 .....	1989-90
------------	----------------	------------	---------



ANNIA

94

**HONORED TEAMS  
AND PLAYERS**

95

# NCAA CHAMPIONSHIPS

**11 APPEARANCES**

**1954 CHAMPION**

**1955 RUNNER-UP**

**1968**

**1975**

**1978**

**1980**

**1983**

**1988**

**1989**

**1990**

**1992**

Year	Site	Opponent	Score
1954	Buffalo, NY Palestra	Fordham N. Carolina St Navy Penn State Bradley	W 76-74 (OT) W 88-81 W 64-48 W 69-54 W 92-76
	Kansas City, MO <b>CHAMPION</b>		
1955	Madison Sq. Garden Palestra	W. Virginia Princeton Canisius Iowa San Francisco	W 95-61 W 73-46 W 99-64 W 76-73 L 77-63
	Kansas City, MO <b>NATIONAL 2ND PLACE</b>		
1968	College Park, MD	Columbia	L 83-69
1975	Palestra	Syracuse	L 87-83 (OT)
1978	Palestra	Villanova	L 103-97
1980	West Lafayette, IN	Purdue	L 90-82
1983	Palestra Greensboro, NC	Boston University Virginia Commonwealth	W 70-58 L 76-67
1988	Notre Dame, IN	Kansas State	L 66-53
1989	Nashville, TN	Louisiana Tech	L 83-74
1990	Hartford, CT	Southern Mississippi Clemson	W 79-63 L 79-75
1992	Greensboro, NC	Seton Hall	L 78-76

# NIT CHAMPIONSHIPS

**11 APPEARANCES**

**1948**

**1950**

**1951**

**1952 CHAMPION**

**1953**

**1963**

**1965**

**1971**

**1984**


**1987 RUNNER-UP**

**1991**

(All games prior to 1984 played at Madison Square Garden)

Year	Site	Opponent	Score
1948	New York, NY	Western Kentucky	L 68-61
1950	New York, NY	Arizona Duquesne	W 72-66 L 49-47
1951	New York, NY	St. Louis	L 73-61
1952	New York, NY	Seton Hall St. John's Duquesne Dayton	W 80-76 W 51-45 W 59-46 W 75-64
	<b>CHAMPION</b>		
1953	New York, NY	St. John's	L 75-74
1963	New York, NY	St. Louis	L 62-61
1965	New York, NY	Detroit	L 93-86
1971	New York, NY	Georgia Tech	L 70-67
1984	Palestra	Pitt	L 95-91
1987	Villanova, PA Buffalo, NY Palestra Madison Sq. Garden	Villanova Niagara Illinois St. Arkansas - L.R. S. Mississippi	W 86-84 W 89-81 W 70-50 W 92-73 L 84-80
	<b>SECOND PLACE</b>		
1991	Amherst, MA	Massachusetts	L 93-90

# 1954 NCAA CHAMPIONS



From *The Evening Bulletin*  
March 21, 1954

## LA SALLE BEATS BRADLEY, 92-76, FOR NCAA TITLE

### Explorers Wrap Up Game With 30-Point 3d Period; 2 Scoring Marks Broken

By Bob Vetrone  
Of The Bulletin Sports Staff

Kansas City, Mo., March 20 —

La Salle College, playing by far its greatest game of a long and successful season, roared to a 92-76 victory over Bradley tonight to bring Philadelphia its first NCAA basketball championship.

The Explorers, receiving sparkling performance from about a half dozen of its players, used a devastating 30-point third quarter to reach the highest pinnacle any local team has approached. Tom Gola, Charley Singley, Frank Blatcher, Fran O'Malley, Frank O'Hara — all took important parts in the triumph, which was turned into a runaway by that prolific third quarter.

In rolling to its 92-point total, La Salle broke the record for points in a championship game. The combined pointage of 168 also set a new record for the tourney final.

The Road to the 1954 NCAA Championship began in Buffalo ...

**FIRST ROUND**  
LA SALLE 76, Fordham 74 (OT)  
March 8, 1954

Buffalo Memorial Auditorium, Buffalo, NY

O'Malley's layup, off a pass from Gola, tied the game at 68 at the buzzer in regulation, and La Salle went on to capture the overtime victory. Gola finished with 28 points and 16 rebounds, and O'Malley added 13 points.

**EASTERN REGIONAL - SEMI-FINALS**  
LA SALLE 88, North Carolina State 81  
March 12, 1954  
The Palestra, Philadelphia, PA

Gola and Singley each scored 26 points as the Explorers advanced to the Eastern Regional final with a win over the Atlantic Coast Champion Wolfpack. Gola also had 26 rebounds. The NCAA win was a repeat of an earlier La Salle triumph, 83-79, at North Carolina State.

**EASTERN REGIONAL - FINALS**  
LA SALLE 64, Navy 48  
March 13, 1954  
The Palestra, Philadelphia, PA

Gola again led the way with 22 points and 24 rebounds. A 22-8 scoring margin in the third period gave the Explorers a 43-29 lead going into the last 10 minutes. Singley had 16 points in the championship victory.

**NATIONAL CHAMPIONSHIPS  
SEMI-FINALS**  
LA SALLE 92, Penn State 54  
March 19, 1954  
Kansas City Municipal Auditorium,  
Kansas City, MO

Blatcher, who had scored 25 points in the previous three games, matched Gola's total of 19 points in the NCAA semifinal victory over the Nittany Lions. Gola also had 17 rebounds as La Salle led from the opening tap. Coach Ken Loeffler was almost apologetic after the game, explaining, "We weren't very interesting but what can you do against a zone (defense)."

**NATIONAL CHAMPIONSHIPS  
FINALS**  
LA SALLE 92, Bradley 76  
March 20, 1954  
Kansas City Municipal Auditorium,  
Kansas City, MO

Trailing 43-42 at halftime, La Salle exploded for 30 points in the third period to open a 15-point lead and coast to the NCAA title. Gola scored 9 points. Blatcher 8 in the period. Blatcher, a 24-year-old sophomore Navy veteran, and Singley, another sophomore, each scored 23 points in the Championship game, while Gola again had as many points as rebounds (19). In the five NCAA Tournament games, Gola averaged 22.8 points and 20.4 rebounds; Singley averaged 17.2 points in the tournament, Blatcher 13.4, O'Malley 10.2, and Frank O'Hara, the only senior on the roster, 6.8. Gola was voted the tournament's Outstanding Player and was joined on the All-Tournament team by Singley.

### CHAMPIONSHIP GAME BOX SCORE

La Salle	FG	FT	PTS
Singley	8	7	23
Greenberg	2	1	5
Maples	2	0	4
Blatcher	11	1	23
Gola	7	5	19
O'Malley	5	1	11
Yodsnuikis	0	0	0
O'Hara	2	3	7
<b>TOTALS</b>	<b>37</b>	<b>18</b>	<b>92</b>

Bradley	FG	FT	PTS
Petersen	4	2	10
Babetch	0	0	0
King	3	6	12
Cower	0	1	1
Estergard	3	11	17
Carney	3	11	17
Utt	0	0	0
Kent	8	0	16
Riley	1	1	3
<b>TOTALS</b>	<b>22</b>	<b>32</b>	<b>76</b>

Bradley 22 21 14 19 — 76  
La Salle 19 23 30 20 — 92  
Officials: Hagan Anderson, Ross Dean  
Attendance: 10,500

# 1952 NIT CHAMPIONS

## Grekin, Gola MVPs as La Salle Tops Dayton to Win NIT Championship

In the early days of post-season basketball tournaments - in the late 1930s through the middle '50s - the National Invitation Tournament was at least on a par with, and perhaps superior to, the still-emerging NCAA Tournament. So, when the La Salle Explorers romped through Seton Hall, St. John's, Duquesne and Dayton to capture the 1952 championship, it was a feat of national basketball importance.

La Salle, coached by future Hall of Famer Ken Loeffler, had entered the NIT as an unseeded team and had to get by Seton Hall's powerful Pirates, led by seven-footer Walter Dukes and an exceptional guard in Richie Regan. But La Salle freshman Tom Gola and junior Fred lehle hit for 30 and 25 points respectively, with lehle pouring in 20 in the first half.

Gola had 19 rebounds and six assists and junior Norm Grekin grabbed 15 boards. In a game that was described as one of the best in the NIT's 14-year history, the margin was never more than four points, as a capacity crowd of 18,422 wildly cheered on both teams in New York's old Madison Square Garden

In the quarter-finals, Grekin, playing his way toward a share of tournament MVP honors

with Gola, tallied 17 points and had 16 rebounds in a 51-45 victory over local favorite St. John's. And Grekin again played a big role in the 59-46 romp over the Sihugo Green-led Duquesne Dukes, rated by many as the top team in the tournament. Grekin had 21 points and 10 rebounds, Gola contributed 14 rebounds and 10 points and sophomore Jackie Moore added 12 points and 11 rebounds.

Then came the championship game against a tall and talented Dayton Flyers team, and it was no contest. Led by Gola and lehle and playmaking captain Buddy Donnelly, the Explorers built a 38-30 halftime lead, then wrapped up the title with a 37-34 second-half advantage. Grekin, Gola and Moore were named to the All-Tournament team, and the Olympic Trials were just ahead.

At that time, the Olympic squad was picked from team trials rather than individuals as is done today. In those Trials, La Salle again defeated St. John's, 71-62, but bowed to Clyde Lovellette and the Kansas Jayhawks, 70-65, and fell before the Phillips Oilers, an AAU powerhouse.

Between the NIT and the Olympic Trials, the team, the school and the City of Philadelphia received notice from all around the country. And coach Loeffler had this praise for the team in an article that appeared in the La Salle Collegian:

"This was a new team, a young team, like a child in fact. It first had to walk. As any child would, it fell a few times. It gradually learned to walk, then to run. Against Seton Hall, it found it could jump as well as run."

And Ken could have added: "All the way to a national championship."

### BOXSCORE NIT CHAMPIONSHIP GAME MARCH 15, 1952

La Salle	FG	FT	PTS.
Grekin	5	5	15
Gilson	0	0	0
lehle	8	2	18
Gola	9	4	22
French	0	0	0
Moore	3	2	8
Jones	0	1	1
Donnelly	5	1	11
Altieri	0	0	0
O'Hara	0	0	0
<b>TOTALS</b>	<b>30</b>	<b>15</b>	<b>75</b>

Dayton	FG	FT	PTS
Grigsby	8	2	18
Horan	3	0	6
Paxson	5	5	15
Salice	1	1	3
Donoher	0	0	0
Meineke	4	5	13
Taylor	0	0	0
Norris	3	1	7
Boyle	0	0	0
Harris	0	0	0
Joseph	1	0	2
Waywood	0	0	0
<b>TOTALS</b>	<b>25</b>	<b>14</b>	<b>64</b>

La Salle	18	20	25	12	75
Dayton	13	17	18	16	64
Officials:	Lou Eisenstein, John Nucatola				

## REGULAR SEASON TOURNAMENTS

Year	Tournament	Site	Opponent	Score	Year	Tournament	Site	Opponent	Score
1952-53	ECAC Holiday Festival	New York, NY	DePaul	L 61-63	1957-58	Richmond Invitational CHAMPION	Richmond, VA	Virginia	W 72-64
			Cincinnati	W 86-81				Richmond	W 59-55 (OT)
			New York U.	W 80-63				MVP - Bill Katheder	
1953-54	ECAC Holiday Festival	New York, NY	UCLA	W 62-53	1961-62	ECAC Holiday Festival	New York, NY	Dartmouth	W 87-60
			Kentucky	L 60-73				Cincinnati	L 56-64
			St. Louis	W 77-63				Dayton	L 67-81
1954-55	ECAC Holiday Festival	New York, NY	Niagara	L 50-69	1962-63	Quaker City Tournament	Palestra	Brigham Young	L 73-84
			Brigham Young	W 74-62				Delaware	W 80-64
			S. California	W 49-38				Bowling Green	W 74-67 (OT)
1955-56	ECAC Holiday Festival	New York, NY	Kentucky	L 54-63	1963-64	Quaker City Tournament	Palestra	Northwestern	W 91-69
			Syracuse	W 103-54				Georgetown	W 80-69
			UCLA	W 85-77				St. Bonaventure	W 83-80
MVP - Tom Gola					1964-65	ECAC Holiday Festival	New York, NY	St. John's	L 71-78
1955-56	ECAC Holiday Festival	New York, NY	San Francisco	L 62-79				Temple	W 83-70
			Syracuse	W 75-72				Syracuse	W 73-70 (OT)
			St. John's	W 85-76	MVP - Frank Corace				
1956-57	Orange Bowl Classic	Miami, FL	Western Kentucky	L 76-89	1965-66	Quaker City Tournament	Palestra	Brigham Young	W 71-69
			Seton Hall	W 82-72				Temple	L 59-66 (OT)
			Valparaiso	W 103-73				Minnesota	L 87-92



# REGULAR SEASON TOURNAMENTS

Year	Tournament	Site	Opponent	Score	Year	Tournament	Site	Opponent	Score
1966-67	Vanderbilt Invitational	Nashville, TN	Nebraska Vanderbilt	W 99-76 L 95-100	1981-82	Cougar Classic	Provo, UT	Western Carolina Idaho State	L 55-58 L 68-86
	Quaker City Tournament	Palestra	Syracuse Niagara Bowling Green	L 84-88 W 86-72 W 78-77		Golden Gate Classic	San Francisco, CA	Iona Rice	L 71-95 W 64-58
1967-68	Boston Garden Invitational	Boston, MA	Providence N. Carolina St.	L 56-77 W 68-63	Connecticut Mutual Classic	Hartford, CT	South Florida St. Bonaventure	L 62-82 W 68-65	
	ECAC Holiday Festival	New York, NY	Louisville West Virginia Syracuse	L 71-94 W 100-83 W 78-68	1982-83	Marshall Memorial Tournament	Huntington, WV	Texas A&M Brown	L 74-82 W 61-59
1968-69	Quaker City Tournament	Spectrum	Penn State Indiana South Carolina	W 70-55 W 108-88 L 59-62	Milwaukee Classic	Milwaukee, WI	Cincinnati Wisconsin - G.B.	L 73-76 W 62-51	
1969-70	Volunteer Classic	Knoxville, TN	Yale Tennessee	W 81-59 L 47-55	<b>MVP - Steve Black</b>				
	Quaker City Tournament	Spectrum	Georgia Cornell Columbia	W 76-66 W 68-56 W 89-74	1983-84	Maryland Invitational	College Park, MD	George Washington Maryland	W 65-64 L 83-96
<b>CHAMPION</b>		<b>MVP - Fran Dunphy</b>			1984-85	Apple Invitational	Stanford, CA	Brigham Young Stanford	W 74-73 L 73-84
1970-71	Charlotte Invitational	Charlotte, NC	Georgia Boston College	W 50-42 W 75-63	Miller High Life Classic	Tampa, FL	Fordam Dartmouth	L 67-74 W 84-55	
1971-72	Cornhusker Classic	Lincoln, NE	Baylor Nebraska	W 81-68 L 60-75	1985-86	Carrier Classic	Syracuse, NY	Syracuse Ohio University	L 72-97 L 65-70
	Quaker City Tournament	Palestra	Boston College Fairfield Massachusetts	L 61-62 W 108-96 W 82-75	Jostens Classic	Palestra	Temple Bowling Green	L 58-81 W 94-54	
1972-73	Cable Car Classic	Oakland, CA	San Francisco Santa Clara	L 73-74 L 69-71 (OT)	1986-87	AML Classic	Miami, FL	Penn State Central Florida	L 58-59 W 68-43
	Quaker City Tournament	Palestra	S. California New Mexico State St. Joseph's	W 77-72 W 76-70 L 52-77	Hawaiian Tropic Classic	Daytona Beach, FL	Georgia Eastern Kentucky	L 65-82 W 98-83	
1973-74	Big Sun Tournament	St. Petersburg, FL	Wake Forest Western Kentucky	L 90-95 W 76-65	Jostens Classic	Palestra	St. Joseph's Northeastern	L 70-77 W 102-85	
	ECAC Holiday Festival	New York, NY	Stanford Manhattan Princeton	W 77-66 L 65-73 W 83-78	1987-88	CBT Hartford Invitational	Hartford, CT	Texas San Antonio Delaware	W 74-51 W 86-72
1974-75	Dayton Invitational	Dayton, OH	Clemson Texas Tech	W 67-63 W 73-64	<b>CHAMPION</b>				
	Sugar Bowl Classic	New Orleans, LA	Furman Alabama	W 69-64 W 77-73	Jostens Classic	Palestra	Villanova Canisius	L 80-83 W 85-73	
1975-76	Jayhawk Classic	Lawrence, KS	Texas A&M Kansas	W 59-57 L 73-74	Chaminade Classic	Honolulu, HI	Georgia Chaminade Dayton	L 71-79 W 90-60 W 69-66	
	Las Vegas Holiday Classic	Las Vegas, NV	Michigan Houston	L 71-86 L 87-90	1988-89	Pre-season NIT	Syracuse, NY	Syracuse	L 92-76
1976-77	Volunteer Classic	Knoxville, TN	Tennessee SMU	L 85-92 W 94-86	Acme Boot Classic	Clarksville, TN	Georgia Southern Austin Peay	W 64-62 W 79-74	
	Cabrillo Classic	San Diego, CA	San Diego State Washington	W 88-84 L 94-114	<b>CHAMPION</b>				
1977-78	First Union Invitational	Charlotte, NC	East Carolina UNC-Charlotte	W 96-95(2OT) L 67-68	Jostens Classic	Palestra	Pennsylvania Long Beach State	W 77-61 W 96-63	
	Louisville Classic	Louisville, KY	Louisville Ohio State	L 85-113 L 83-86	1989-90	Coors Light Classic	Fresno, CA	S. W. Missouri Fresno State	W 62-58 W 75-63
1978-79	Montana Classic	Billings, MT	Montana Cal St.-Fullerton	L 78-91 L 75-84	<b>CHAMPION</b>				
1979-80	Cougar Classic	Provo, UT	Texas A&M Brigham Young	W 72-67 L 106-108(3OT)	USF&C Sugar Bowl Classic	New Orleans, LA	Ohio State Florida	W 74-62 W 76-69	
	Lobo Classic	Albuquerque, NM	Utah State Idaho State	L 88-89 W 88-83	<b>CHAMPION</b>				
1980-81	Cabrillo Classic	San Diego, CA	San Diego State Georgetown	L 67-93 L 63-79	1990-91	Daiwa Ball	Tokyo, Japan	Baylor Idaho	W 87-82 W 83-61
					<b>CHAMPION</b>				
					1991-92	Central Fidelity Classic	Richmond, VA	California Richmond	W 99-76 L 63-78
						Far West Classic	Portland, OR	Oregon State Oregon	L 80-92 W 105-75
					1992-93	Valley Bank Fiesta Bowl	Tucson, AZ	West Virginia Delaware State	L 67-80 W 83-74
					1993-94	Mile High Classic	Boulder, CO	Yale Colorado	W 80-74 L 83-74
						Big Island Classic	Hilo, Hawaii	W W L	80-100
							Ohio U.	L	80-100

# LA SALLE'S BEST

## TOM GOLA - 1954 Player of the Year



Tom Gola, plain and simple, put La Salle basketball on the map. Widely regarded as the premier college player of his time, Gola led the Explorers to the 1952 NIT and 1954 NCAA Championships. A scorer both inside and outside, he averaged 20.9 points and 19.0 rebounds in his four-year career. A three-time collegiate All-American, Gola played in the NBA with the Philadelphia Warriors and New York Knicks and was named All-Pro five times. Gola added to his La Salle glory as head coach of the 1968-69 Explorers who finished 23-1 and as the second ranked team in the nation.

Among Gola's honors are: 1969 Coach of the Year, *New York and Philadelphia Sports Writers*; 1979 *NCAA Silver Anniversary Award* Recipient; "Living Sports Legend", Philadelphia Sports Writers Association, 1985; *Madison Square Garden* Hall of Fame; *Madison Square Garden All-Time Team*; *Pennsylvania Sports Hall of Fame*; *SPORT Magazine All-Time All-American Team*; *Helms College Basketball Hall of Fame*; *Big Five Hall of Fame*, 1986 (Special Category, Coach)

## MICHAEL BROOKS - 1980 Player of the Year



A consensus All-American, Brooks is the school's 2nd all-time leading scorer and 19th on the NCAA career scoring list. He also holds the school mark for most points in a game with 51. A spectacular combination of strength and grace highlighted Brooks' play as did his intelligence on the court. In 1980, Brooks was named Captain of the United States Olympic Team and East Coast Conference "Player of the Year". Brooks played professionally with the NBA's San Diego Clippers, and in Europe and in the United States Basketball League.

Among Brooks' honors are: *United States Basketball Writers Association* "Player of the Year" 1980; *Big Five* "Player of the Year" 1978, 1980; *Big Five Hall of Fame* 1986; *Widmer Eastern College* "Player of the Year"; *National Association of Basketball Coaches* "Player of the Year" 1980; *ECAC All-Decade Team* (1970-79)

## LIONEL SIMMONS - 1990 Player of the Year



Simmons, the Explorers all-time leading scorer, continued the La Salle tradition of dominant players, winning every national Player of the Year award as an unanimous All-American in 1990. He is the 3rd leading scorer in NCAA history and the only player to score over 3,000 points (3,217) and pull down over 1,085 rebounds (1,429). Upon graduating he also held the NCAA record for consecutive games scoring in double figures with 115. Simmons owns the La Salle record book as the career leader in eight categories. He also captained the 1989-90 Explorers, who set a single season La Salle record with 30 victories and whose 30-2 record was the best in Division I. Simmons is now in his fifth season with the NBA's Sacramento Kings.

Among Simmons' honors are the 1990: *John R. Wooden Award*; *Eastman Kodak Award* (*National Association of Basketball Coaches*); *Joe Lapchick Award* (*Basketball Hall of Fame*) and the *Naismith Award*. He was named 1990 Player of the Year by: *Associated Press*; *United Press International*; *U.S. Basketball Writers Association* (*Mercedes Benz Award*); *Basketball Weekly*; *World Almanac*; *ESPN*; *Cawood Ledford Productions*; and *Metro Atlantic Athletic Conference* (1988-89-90) and the *Philadelphia Big 5* (1988-89-90).

Spectrum

Star of the  
American

T

HERBS Make



94

# LA SALLE UNIVERSITY

95

# LA SALLE UNIVERSITY

La Salle University is a liberal arts institution which combines the best of all educational worlds. With more than 5,800 men and women attending classes, the University offers a pleasant environment within close proximity to Philadelphia's cultural, social and historic centers.

Founded by the Brothers of Christian Schools, La Salle is named for St. John Baptiste de la Salle, founder of the Christian Brothers. The institution, which began as a one-building academy in center city Philadelphia, is on an 82.2-acre, 43-building campus in Philadelphia's Germantown section.

The La Salle day and evening faculty numbers some 400 full and part-time, with 45 different programs of study offered in which to major. With a student-faculty ratio of 14-1 and an average class size of 20, students can be assured of as much personal guidance as needed from faculty members. This commitment to the individual has always been a major tenet of the Christian Brothers' goals for La Salle.

La Salle's curriculum requires the completion of 120 credits, but allows wide flexibility in choosing courses. A limited number of requirements in English composition, literature, philosophy and religion provide greater opportunity for depth outside the student's major field. The number of courses required by a department of its major never exceeds 17, leaving 8-10 courses as free electives that may be used to build a strong minor/dual major or diversify one's background.

Various independent study programs provide the students with greater options. A thriving nationally-recognized Honors Program is available for gifted students. "La Salle in Europe" offers students the opportunity to spend their sophomore or junior year at the University of Fribourg, in Switzerland, while receiving full academic credit at La Salle. Programs are also available for a semester or a year of study in Spain.

Among the major buildings on campus are: the Connelly Library; the Roland Holroyd Science Center with facilities for study and research in Biology, Geology, Physics, and Psychology; the Olney Hall classroom building, and the College Union which houses offices for most student activities and clubs and is the main meeting place on campus.

The athletic department is housed in Hayman Hall. The facility includes the 1,700-seat Joseph Kirk Natatorium, three regulation-sized basketball courts, a 12 laps/mile suspended running track, weight training and exercise areas, a sauna, squash courts and a medical training area.

La Salle students come from 700 public and private schools in 26 states and 20 countries. The university houses more than 1,500 resident students in 11 residence halls and three apartment complexes. More than 75% of the student body plan graduate or professional work in their fields, with more than 1,200 degrees conferred annually.

La Salle undergraduates have been awarded 47 Fulbright grants since 1970, one of the highest number presented to an institution in the Mid-Atlantic region. According to a recent survey, La Salle ranked in the top 4% nationally among private undergraduate institutions originating Ph.D.s (33rd out of 877 colleges and universities).

Recently, La Salle has enjoyed increasing national attention, including:

\* ***The New York Times***, which selected La Salle as one of only 200 schools to appear in its guide book, *Best Buys in College Education*.

\* ***In 1993, La Salle was again ranked by U. S. News & World Report*** among the nation's best colleges. La Salle was ranked 10th among regional universities in the northeast after being rated 12th in 1992.

\* ***Newsday***, the influential Long Island newspaper, which referred to La Salle as a "university on the rise" in an article entitled "Where the Hot Schools Are."

\* The 1992 edition of ***Barron's 300: Best Buys In College Education***, which names La Salle among the institutions that offer quality academic programs at prices below the national average.

\* La Salle had the nation's fifth highest graduation rate (94%) among Division I schools (approximately 300) for students on athletic scholarships who entered in 1987-88. In last year's survey, La Salle tied for sixth place, also with 94%.

\* Since 1977, 99% of all students recommended by the University have been offered entry into medical schools.

\* La Salle ranks among the nation's leaders in student retention; nine of every 10 freshmen return for their sophomore year.

\* Each year, recruiters representing nearly 200 companies and organizations visit La Salle's campus to conduct job interviews with graduating seniors.

# PRESIDENT Joseph F. Burke, F.S.C., Ph.D.



Brother Joseph F. Burke, F.S.C., Ph.D., became La Salle University's 27th president on July 1, 1992. He had served as provost of the university since 1990.

Born in Philadelphia in 1945, Brother Burke is the first La Salle alumnus to head the 131-year-old university. He has been a member of the Brothers of the

Christian Schools, the lay teaching order that conducts the university, since 1963.

Brother Burke, who holds the academic rank of professor of psychology, originally served at La Salle from 1973 to 1986 as a faculty member, chairman of the Psychology Department, and president of the Faculty Senate for two terms. During that time, he also initiated the university's graduate program in Human Services Psychology and was named recipient of a Christian and Mary Lindback Foundation Award for Distinguished Teaching.



After serving as an American Council of Education Fellow at the University of Hartford for the 1986-87 academic year, Brother Burke was appointed dean of the College of Basic Studies and special assistant to the president of the University of Hartford. He returned to La Salle as provost and vice president of the corporation in July, 1990.

A 1963 graduate of Philadelphia's La Salle College High School, Brother Burke earned his bachelor's degree in English in 1968 from La Salle University and a master's degree in educational administration from the University of Miami. He earned a Ph.D. in psychology and anthropology from the United States International University.

A clinical psychologist licensed by the Commonwealth of Pennsylvania, Brother Burke has had considerable professional experience counseling adults and adolescents, especially college students and juvenile delinquents. He served as a part-time clinical psychologist at St. Gabriel's Hall, the Christian Brothers' facility for incarcerated juveniles, from 1975-77.


Brother Burke has authored numerous articles and book chapters as well as the book *Contemporary Approaches to Psychology and Counseling: The Self-Regulation and Maturity Model*, a comprehensive graduate-level textbook on psychotherapy, published by Brooks/Cole in 1989.

He is a member of the American Council on Education's Council of Fellows and Commission on Leadership Development, the American Association for Higher Education, Association for General and Liberal Studies, American Psychological Association, and the Eastern Psychological Association.

He serves on the Board of Directors of the Greater Philadelphia Urban Affairs Coalition, the YMCA of Greater Philadelphia, the Say Yes to Education Foundation, the Greater Philadelphia Chamber of Commerce, Balch Institute of Ethnic Studies, and the Campus Boulevard Corporation. He is also on the Board of Trustees of the Phi Kappa Theta Foundation, the Nominating Panel of the Board of Trustees of the Community College of Philadelphia, and the Executive Committee of the Board of Trustees of La Salle University.

In addition, Brother Burke serves on the Institutional Affairs Committee of the Commission for Independent Colleges and Universities, and the Ethics Committee of Germantown Hospital.

# VICE PRESIDENT Dr. Raymond P. Heath



Dr. Raymond P. Heath became Vice President for Student Affairs at La Salle on July 1, 1980.

In addition to supervising the administration of the Recreation and Intercollegiate Athletics programs, Dr. Heath has

primary responsibility for Campus Ministry, Commuter Affairs, Counseling, Discipline/Judicial Affairs, Housing Services and Resident Life, the La Salle Union, Recreation, Student Activities, Student Health Services and related aspects of student life outside the classroom. He is also an adjunct associate professor of education and teaches a course each semester.



A 1965 graduate of Providence College, he received an M.S. from Southern Connecticut State University and a Ph.D. from The Ohio State University in 1973. Dr. Heath also attended the Institute for Educational Management at Harvard University in 1979. Prior to joining the La Salle administration as Dean of Students in 1975, Dr. Heath was a secondary teacher of English and coach in Connecticut, the Administrative Associate to the Director at The Ohio Unions at Ohio State, and Dean of Freshmen at Ohio Wesleyan University.

Dr. Heath is very active in professional associations. In 1980, he was elected Vice President for Region II (Middle Atlantic States) and to a two-year term on the Board of Directors of the National Association of Student Personnel Administrators. Elected President of the Eastern Association of College Deans and Advisors of Students in 1983, Dr. Heath continues to serve on the executive boards of Eastern Deans, the Pennsylvania Association of Student Personnel Administrators, and Region II of NASPA. He has been NASPA's representative on several task forces regarding athletics, particularly related to the responsibility of senior student affairs officers for the administration of intercollegiate athletics programs. Most recently, he was appointed NASPA's liaison to the National Consortium for Academics and Sports.

Dr. Heath's civic involvement includes service as a trustee of Germantown Academy, a member of the Youth and Special Services Committee of the United Way of Southeastern Pennsylvania, a volunteer coach and official for youth sports programs, and a lector and eucharistic minister.

Dr. Heath and his wife, Carol, an administrator/teacher at Jenkintown High School, reside in Ambler, PA, with their daughter, Kristin, a graduate of Germantown Academy and the University of Notre Dame, where she was captain of the women's swimming team and a four-year varsity monogram recipient.

# ATHLETIC DIRECTOR Robert Mullen



Under Robert Mullen, Director of Athletics, La Salle University has achieved national recognition. The Explorers' men's basketball program made six consecutive post-season tournament appearances and the women's team earned berths in the 1987-88 and 1988-89 NCAA Tournament,

and the 1992 Women's National Invitational Tournament.

La Salle University has made many improvements in facilities and within its athletic structure, with Mullen acting as the catalyst for these changes.

Mullen had served as President of the Metro Atlantic Athletic Conference (MAAC) and Chairman of the Philadelphia Big 5. Prior to joining the La Salle staff, he was Director of Athletics at the University of Southern Colorado and Loras College. Mullen has been the President of the NAIA Athletic Directors Association and was the College Representative to the Executive Council of the National Association of College Athletic Directors (NACDA). He also served as

athletic administrator to the Goodwill Games in 1986 in Moscow. He has been on the NCAA Nomination Committee and is on the Board of Directors of the Philadelphia Sports Congress.

Bob originally hails from the Delaware Valley, but left his home in Chester, PA, in 1948, for residence in Park Forest, a suburb of Chicago, where he obtained most of his education and athletic background. He played several sports in high school and college, although basketball was his main interest. A graduate with both a B.S., Ed., and M.S., Ed., from Northern Illinois University, Bob has been a head coach in almost every sport in the secondary level and an Athletic Director and head college basketball coach for half of the last three decades. Mullen had over 300 victories in just 16 seasons, including several trips to the NAIA National Tournament.

On the family side, Mullen and his wife, Marcia, have four children: Sherry, a Respiratory Therapist, is married with three children, living in Hampshire, IL; Scott is married, has a daughter and is the director of operations at the Long Beach Convention Center in California with Spectacor Inc., and is a former Drake University wide receiver; Kelly, is married and the mother of a daughter, and is a teacher in Pennsauken, NJ, and a former member of the La Salle track team, and Rob, who played football at Ursinus College, currently is a member of the football coaching staff.



**In La Salle's storied athletic history, only four individuals have served as Athletic Directors. They include (from left to right) Bill Bradshaw, Jack Conboy, Jim Henry and Robert Mullen.**

# ATHLETIC ADMINISTRATION

**THOMAS MEIER**  
*Associate Athletic Director*



Thomas Meier was appointed Associate Athletic Director on August 1, 1991. A member of the La Salle University athletic department since 1976, Meier has served as Director of Intramurals and since 1985, had been Assistant Athletic Director.

Born and raised in Easton, PA, Meier earned a B.A. in Psychology from Dickinson College and a master's degree in physical education at Temple University. He played varsity basketball and baseball in both high school and college and lists golf among his hobbies, along with carpentry and camping.

Tom has resided in Jenkintown since 1980 and he and his wife, Judy, have three children - Shelley, Kyle, and Zachery.



**KATHLEEN MCNALLY**  
*Assistant Athletic Director*  
*Senior Women's Administrator*



Kathleen McNally has served as Assistant Athletic Director at La Salle University since 1977. McNally's main responsibility is to help direct the administrative and operational aspects of La Salle's 22 varsity sports.

A 1968 graduate of West Chester University, McNally coached the La Salle field hockey team from 1976 to 1980. McNally's work with the team helped produce two Olympians and a national championship in 1980.

A member of the National Sports Festival coaching staff for field hockey, McNally was named Coach-of-the-Year in 1980 by the Philadelphia Association of Intercollegiate Athletics for Women.

McNally has represented La Salle as a member of the NCAA Council and on numerous NCAA, ECAC and Midwestern Collegiate Conference (MCC) committees.

Prior to joining the La Salle University staff, McNally was a successful high school coach and teacher of health education and physical education at Paul VI High School and Collingswood High School in New Jersey.

Kathy's family includes husband Butch and sons Michael and John.

**HOWARD PACHASA**  
*Assistant Athletic Director*



Howard Pachasa joined the La Salle University Athletic Department in December 1992 when he was appointed Assistant Athletic Director for Sports Information, Marketing and Promotions. Pachasa is responsible for the department's marketing and promotional efforts as well as overseeing the Sports Information Department.

A 1979 graduate of Rutgers University, New Brunswick, New Jersey, Pachasa served his alma mater as a member of the athletic department staff from graduation through 1985. Prior to his appointment at La Salle, he served seven and one half years at the University of Pennsylvania in several capacities, including Ticket Manager, Director of Sales and Marketing and as Director of Publications.

Pachasa represents La Salle in several professional organizations including the National Association of Collegiate Marketing Administrators (NACMA), the College Sports Information Directors Association of America (CoSIDA) and is a member of the Midwestern Collegiate Conference Marketing and Sports Information committees. In addition, Pachasa holds membership in the United States Basketball Writers Association (USBWA) and the Philadelphia Sportswriters Association.

Pachasa resides in Washington Township (Gloucester County), New Jersey with wife Donna and daughter Megan Elizabeth.



# ATHLETIC STAFF



**COLLEEN CORACE**  
Assistant Sports  
Information Director



**PETER D'ORAZIO**  
Director of Tickets  
and Intramurals



**EVELYN FARMER**  
Accounting Assistant



**BILL GERZABEK**  
Head Trainer



**JOSEPH GILLESPIE**  
Director, Academic  
Support Services



**CLARE MC CARTHY**  
Basketball Secretary



**MIKE MURPHY**  
Equipment Manager



**ANDY PALAGGO**  
Assistant Building  
Director



**LISA POLI**  
Assistant Trainer



**ROBERT VETRONE, SR.**  
Assistant Sports  
Information Director

## 1994-95 BASKETBALL MANAGERS



**PAUL MC MANUS**



**CHRIS MC COY**

# PHILADELPHIA CIVIC CENTER

“Home of the Explorers”

**RECORDS**  
(from 1989-90 to present)



**MOST POINTS - TEAM**

121 Loyola Marymount Jan.6,1990

**MOST POINTS - LA SALLE**

116 vs. Loyola Marymount Jan.6,1990

**MOST POINTS - OPPONENT**

121 Loyola Marymount Jan.6,1990

**MOST POINTS OPPONENT IN WIN**

121 Loyola Marymount Jan.6,1990

**MOST TOTAL POINTS SCORED**

237 Loyola Marymount 121 vs. La Salle 116 Jan.6,1990

**LARGEST MARGIN OF VICTORY - LA SALLE**

40 vs. Manhattan Feb.22,1990

**LARGEST MARGIN OF VICTORY - OPPONENT**

27 Pennsylvania Dec.8,1992

**LEAST POINTS SCORED - LA SALLE**

41 vs. Evansville (63) Feb.11,1993

**LEAST POINTS SCORED IN LA SALLE WIN**

49 vs. Princeton (43) Nov.27,1993

**LEAST POINTS SCORED - OPPONENT**

43 Princeton Nov.27,1993

**MOST WINS - SEASON**

11 1989-90

**MOST LOSSES - SEASON**

6 1993-94

**LONGEST WINNING STREAK**

11 Jan.9,1990-Jan.5,1991

**LONGEST LOSING STREAK**

4 Jan.12,1994- Feb.5,1994

**MOST POINTS SCORED - INDIVIDUAL**

40 Randy Woods vs. Loyola (Balt.) Feb.9,1992  
Doug Overton vs. Fairfield Jan.31,1991

**MOST POINTS SCORED - LA SALLE PLAYER**

40 Randy Woods vs. Loyola (Balt.) Feb.9,1992  
Doug Overton vs. Fairfield Jan.31,1991

**MOST POINTS SCORED - VISITING PLAYER**

38 Derrick Canada - Iona Jan.4,1992

**MOST REBOUNDS - INDIVIDUAL**

20 Lionel Simmons vs. Army Feb. 27, 1990

**MOST REBOUNDS - LA SALLE PLAYER**

20 Lionel Simmons vs. Army Feb. 27, 1990

**MOST REBOUNDS - VISITING PLAYER**

17 Drew Henderson, Fairfield Feb. 21, 1992

**MOST ASSISTS - INDIVIDUAL - LA SALLE**

14 Paul Burke vs. Notre Dame Jan. 8, 1994  
Randy Woods vs. Iona Jan. 4, 1992

**MOST BLOCKED SHOTS - INDIVIDUAL - LA SALLE**

4 Don Shelton vs. Loyola Chicago Jan. 16, 1993  
Jack Hurd vs. St. Joseph's Feb. 16, 1991  
Don Shelton vs. Canisius Feb. 9, 1991  
Lionel Simmons vs. Army Feb. 27, 1990

**MOST BLOCKED SHOTS - TEAM - LA SALLE**

10 vs. Loyola Chicago Jan. 16, 1993


# EXPLORERS IN THE PROS

When Randy Woods was selected as the 16th selection in the 1992 National Basketball Association draft by the Los Angeles Clippers, La Salle became one of only five schools to have at least one player drafted in each of the first three years of the NBA's two-round draft. Woods joined teammates Lionel Simmons (1990) and Doug Overton (1991). The other schools in this elite company were Syracuse, Georgia Tech, Louisiana State and Arizona.

Three La Salle draftees also were honored as NCAA Players of the Year — Tom Gola (1954), Michael Brooks (1980) and Lionel Simmons (1990).

Meanwhile, former Explorers have enjoyed success in the NBA, the American Basketball Association and in many leagues overseas. Here is a list of La Salle players who have made it to the NBA and ABA:

- Michael Brooks
- Joe Bryant
- Larry Cannon
- Ken Durrett
- Bob Fields
- Larry Foust
- Jack George
- Tom Gola
- Tim Legler**
- Ralph Lewis
- Jackie Moore
- Doug Overton**
- Jim Phelan
- Tom Piotrowski
- Lionel Simmons**
- George Sutor
- Roland Taylor
- Bernie Williams
- Randy Woods**



## A WINNING TRADITION

The Explorers all-time record of 1056-575 (.647) places them amongst the nation's elite in all-time winning percentage list. Recently, the NCAA researched school's records by decade. Not suprisingly, La Salle has never had a losing decade and has started the 90's off very well with a .644 percent (94-52) record.

<u>Period</u>	<u>Years</u>	<u>Games</u>	<u>Won</u>	<u>Lost</u>	<u>Pct.</u>
1931-39	9	168	110	58	.655
1940-49	10	221	137	84	.620
1950-59	10	274	209	65	.763
1960-69	10	244	161	83	.660
1970-79	10	273	156	117	.571
1980-89	10	305	189	116	.620
1990-94	5	146	94	52	.644
<b>Overall</b>	<b>64</b>	<b>1631</b>	<b>1065</b>	<b>575</b>	<b>.647</b>

---

# 1994-95 LA SALLE EXPLORERS BASKETBALL TEAM



**FROM LEFT TO RIGHT: Matt Comey, Paul Burke, Romaine Haywood, Mike Melchionni, Brian Flickinger, Jasper Van Teeseling, Olof Landgren, Everett Catlin, Derick Newton, Mike Gizzi, Kareem Townes, Steve Fromal**

---